



# Market Operations Report

---

Rana Mukerji

SENIOR VICE PRESIDENT – MARKET STRUCTURES, NYISO

**Business Issues Committee Meeting:**

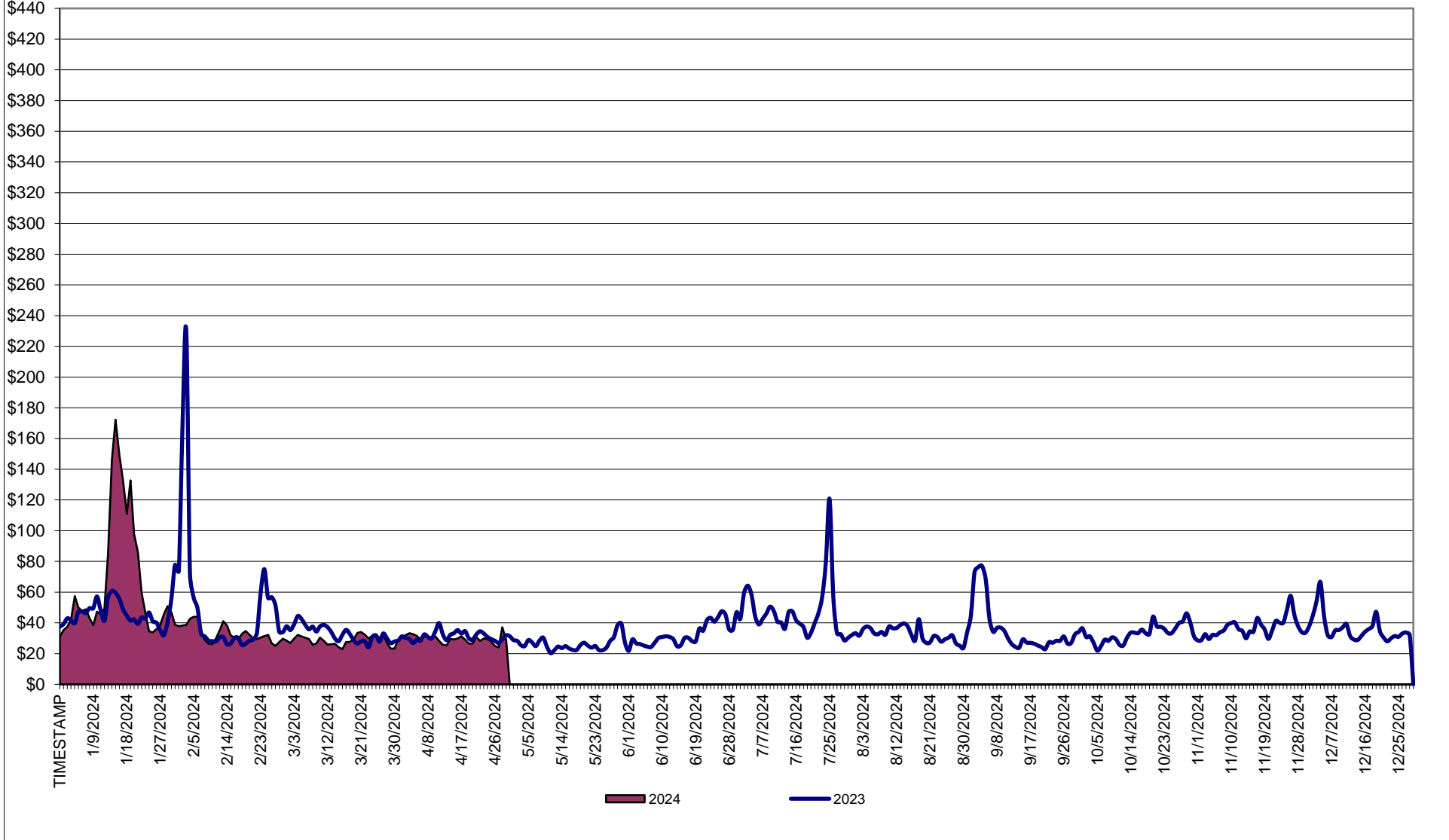
May 15, 2024, Rensselaer, NY

# Market Performance Highlights

## April 2024

- LBMP for April is \$26.89/MWh; higher than the \$26.47/MWh in March 2024 and lower than \$28.07/MWh in April 2023.
  - Day Ahead Load Weighted LBMPs and Real Time Load Weighted LBMPs are higher compared to March.
- April 2024 average year-to-date monthly cost of \$42.28/MWh is a 2.7% decrease from \$43.45/MWh in April 2023.
- Average daily send-out is 355 GWh/day in April; lower than 376 GWh/day in March 2024 and higher than 349 GWh/day in April 2023.
- Natural gas prices are lower compared to the previous month. Distillate prices are mixed compared to the previous month.
  - Natural Gas (Transco Z6 NY) was \$1.45/MMBtu, down from \$1.46/MMBtu in March.
    - Natural gas prices (Transco Z6 NY) are down 16.2% year-over-year.
  - Jet Kerosene Gulf Coast was \$19.32/MMBtu, up from \$19.18/MMBtu in March.
    - Jet Kerosene Gulf Coast prices are up 9.0% from last year.
  - Ultra Low Sulfur No.2 Diesel NY Harbor was \$18.73/MMBtu, down from \$19.09/MMBtu in March.
    - Distillate prices are up 1.0% year-over-year.
- Uplift per MWh is lower compared to the previous month.
  - Uplift (not including NYISO cost of operations) is (\$0.18)/MWh; lower than (\$0.17)/MWh in March.
    - Local Reliability Share is \$0.16/MWh, higher than \$0.08/MWh in March.
    - Statewide Share is (\$0.34)/MWh, lower than (\$0.25)/MWh in March.
  - TSA \$ per NYC MWh is \$0.00/MWh.
  - Total uplift costs (Schedule 1 components including NYISO Cost of Operations) are lower than March.

**Daily NYISO Average Cost/MWh (Energy & Ancillary Services)\***  
**2023 Annual Average \$39.12/MWh**  
**April 2023 YTD Average \$43.45/MWh**  
**April 2024 YTD Average \$42.28/MWh**



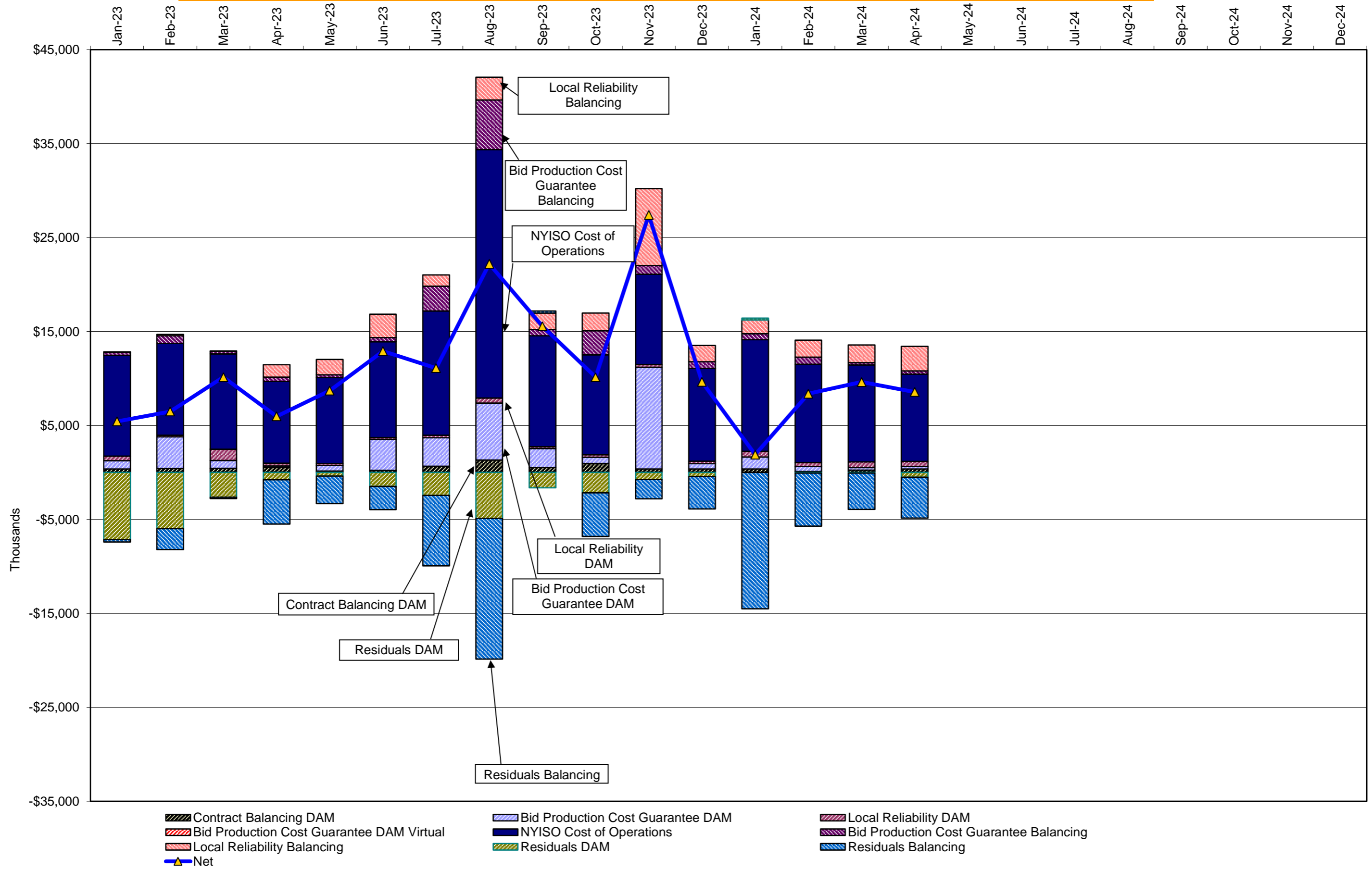
\* Excludes ICAP payments.

**NYISO Average Cost/MWh (Energy and Ancillary Services) \***  
**from the LBMP Customer point of view**

| <b>2024</b>                     | <u>January</u> | <u>February</u> | <u>March</u> | <u>April</u> | <u>May</u>   | <u>June</u>  | <u>July</u>  | <u>August</u> | <u>September</u> | <u>October</u> | <u>November</u> | <u>December</u> |
|---------------------------------|----------------|-----------------|--------------|--------------|--------------|--------------|--------------|---------------|------------------|----------------|-----------------|-----------------|
| LBMP                            | 65.76          | 31.33           | 26.47        | 26.89        |              |              |              |               |                  |                |                 |                 |
| NTAC                            | 1.48           | 1.29            | 1.13         | 1.42         |              |              |              |               |                  |                |                 |                 |
| Reserve                         | 0.78           | 0.54            | 0.56         | 0.67         |              |              |              |               |                  |                |                 |                 |
| Regulation                      | 0.12           | 0.09            | 0.09         | 0.09         |              |              |              |               |                  |                |                 |                 |
| NYISO Cost of Operations        | 0.80           | 0.78            | 0.81         | 0.80         |              |              |              |               |                  |                |                 |                 |
| FERC Fee Recovery               | 0.07           | 0.08            | 0.08         | 0.10         |              |              |              |               |                  |                |                 |                 |
| Uplift                          | (0.76)         | (0.27)          | (0.17)       | (0.18)       |              |              |              |               |                  |                |                 |                 |
| Uplift: Local Reliability Share | 0.04           | 0.08            | 0.08         | 0.16         |              |              |              |               |                  |                |                 |                 |
| Uplift: Statewide Share         | (0.80)         | (0.35)          | (0.25)       | (0.34)       |              |              |              |               |                  |                |                 |                 |
| Voltage Support and Black Start | 0.47           | 0.47            | 0.49         | 0.48         |              |              |              |               |                  |                |                 |                 |
| <b>Avg Monthly Cost</b>         | <b>68.68</b>   | <b>34.25</b>    | <b>29.41</b> | <b>30.19</b> |              |              |              |               |                  |                |                 |                 |
| Avg YTD Cost                    | 68.75          | 52.70           | 45.52        | 42.28        |              |              |              |               |                  |                |                 |                 |
| TSA \$ per NYC MWh              | 0.00           | 0.07            | 0.00         | 0.00         |              |              |              |               |                  |                |                 |                 |
| <b>2023</b>                     | <u>January</u> | <u>February</u> | <u>March</u> | <u>April</u> | <u>May</u>   | <u>June</u>  | <u>July</u>  | <u>August</u> | <u>September</u> | <u>October</u> | <u>November</u> | <u>December</u> |
| LBMP                            | 42.10          | 55.47           | 31.11        | 28.07        | 23.13        | 29.85        | 45.70        | 29.95         | 36.92            | 28.10          | 34.90           | 33.67           |
| NTAC                            | 2.82           | 1.15            | 1.39         | 1.72         | 1.38         | 1.62         | 1.79         | 1.74          | 1.19             | 1.43           | 1.36            | 1.58            |
| Reserve                         | 0.72           | 0.90            | 0.73         | 0.85         | 0.81         | 0.69         | 0.76         | 0.56          | 0.50             | 0.77           | 0.66            | 0.59            |
| Regulation                      | 0.09           | 0.13            | 0.13         | 0.15         | 0.12         | 0.10         | 0.10         | 0.09          | 0.08             | 0.18           | 0.11            | 0.10            |
| NYISO Cost of Operations        | 0.77           | 0.77            | 0.77         | 0.78         | 0.78         | 0.78         | 0.80         | 0.80          | 0.80             | 0.79           | 0.76            | 0.78            |
| FERC Fee Recovery               | 0.08           | 0.09            | 0.09         | 0.10         | 0.10         | 0.09         | 0.06         | 0.07          | 0.08             | 0.09           | 0.08            | 0.08            |
| Uplift                          | (0.38)         | (0.27)          | (0.00)       | (0.34)       | (0.13)       | 0.09         | (0.43)       | 0.16          | (0.58)           | 1.35           | (0.11)          | (0.03)          |
| Uplift: Local Reliability Share | 0.03           | 0.03            | 0.09         | 0.04         | 0.07         | 0.35         | 0.20         | 0.19          | 0.11             | 1.44           | 0.08            | 0.03            |
| Uplift: Statewide Share         | (0.41)         | (0.30)          | (0.10)       | (0.38)       | (0.20)       | (0.26)       | (0.62)       | (0.03)        | (0.68)           | (0.09)         | (0.19)          | (0.06)          |
| Voltage Support and Black Start | 0.42           | 0.42            | 0.43         | 0.43         | 0.43         | 0.43         | 0.44         | 0.44          | 0.44             | 0.44           | 0.42            | 0.43            |
| <b>Avg Monthly Cost</b>         | <b>46.56</b>   | <b>58.58</b>    | <b>34.58</b> | <b>31.67</b> | <b>26.55</b> | <b>33.60</b> | <b>49.17</b> | <b>33.76</b>  | <b>39.38</b>     | <b>33.07</b>   | <b>38.13</b>    | <b>37.14</b>    |
| Avg YTD Cost                    | 46.64          | 52.36           | 46.65        | 43.45        | 40.45        | 39.27        | 41.18        | 40.13         | 40.06            | 39.44          | 39.32           | 39.12           |
| TSA \$ per NYC MWh              | 0.00           | 0.00            | 0.00         | 0.00         | 0.00         | 0.08         | 0.74         | 0.07          | 1.27             | 0.00           | 0.00            | 0.00            |

\* Excludes ICAP payments.  
Market Mitigation and Analysis  
Prepared: 5/8/2024 1:42 PM

# NYISO Dollar Flows - Uplift - OATT Schedule 1 components - Data through April 30, 2024



DAM Contract Balancing amounts are for payments made to generating units to make them whole for being dispatched below their Day-Ahead schedule, as a result of out-of-merit dispatches.

DAM Bid Production Cost Guarantees for Virtual Transactions are included in the chart and are shown from the inception of Virtual Transactions. These values are small and cannot be identified on the chart.

DAM residuals consist of both energy and loss revenue collections and payments. By design, there is a net over collection of revenues due to the difference between the marginal losses paid to generation and the average losses charged to loads.

## NYISO Markets Transactions

| <b>2024</b>  | <u>January</u> | <u>February</u> | <u>March</u> | <u>April</u> | <u>May</u> | <u>June</u> | <u>July</u> | <u>August</u> | <u>September</u> | <u>October</u> | <u>November</u> | <u>December</u> |
|--|----------------|-----------------|--------------|--------------|------------|-------------|-------------|---------------|------------------|----------------|-----------------|-----------------|
| <b>Day Ahead Market MWh</b>                                    | 14,664,418     | 13,164,226      | 12,775,923   | 11,696,262   |            |             |             |               |                  |                |                 |                 |
| DAM LSE Internal LBMP Energy Sales                             | 55%            | 55%             | 57%          | 53%          |            |             |             |               |                  |                |                 |                 |
| DAM External TC LBMP Energy Sales                              | 9%             | 10%             | 8%           | 8%           |            |             |             |               |                  |                |                 |                 |
| DAM Bilateral - Internal Bilaterals                            | 26%            | 27%             | 27%          | 30%          |            |             |             |               |                  |                |                 |                 |
| DAM Bilateral - Import/Non-LBMP Market Bilaterals              | 5%             | 5%              | 6%           | 6%           |            |             |             |               |                  |                |                 |                 |
| DAM Bilateral - Export/Non-LBMP Market Bilaterals              | 2%             | 2%              | 2%           | 2%           |            |             |             |               |                  |                |                 |                 |
| DAM Bilateral - Wheel Through Bilaterals                       | 2%             | 2%              | 2%           | 2%           |            |             |             |               |                  |                |                 |                 |
| <b>Balancing Energy Market MWh</b>                             | 454,835        | 220,147         | 205,332      | 240,147      |            |             |             |               |                  |                |                 |                 |
| Balancing Energy LSE Internal LBMP Energy Sales                | 76%            | 105%            | 71%          | 50%          |            |             |             |               |                  |                |                 |                 |
| Balancing Energy External TC LBMP Energy Sales                 | 63%            | 91%             | 121%         | 122%         |            |             |             |               |                  |                |                 |                 |
| Balancing Energy Bilateral - Internal Bilaterals               | 0%             | 0%              | 0%           | 0%           |            |             |             |               |                  |                |                 |                 |
| Balancing Energy Bilateral - Import/Non-LBMP Market Bilaterals | 0%             | 0%              | 0%           | 0%           |            |             |             |               |                  |                |                 |                 |
| Balancing Energy Bilateral - Export/Non-LBMP Market Bilaterals | 6%             | 4%              | 4%           | 2%           |            |             |             |               |                  |                |                 |                 |
| Balancing Energy Bilateral - Wheel Through Bilaterals          | -44%           | -101%           | -95%         | -75%         |            |             |             |               |                  |                |                 |                 |
| <b>Transactions Summary</b>                                    |                |                 |              |              |            |             |             |               |                  |                |                 |                 |
| LBMP   | 67%            | 66%             | 66%          | 63%          |            |             |             |               |                  |                |                 |                 |
| Internal Bilaterals  | 26%            | 26%             | 26%          | 29%          |            |             |             |               |                  |                |                 |                 |
| Import Bilaterals  | 5%             | 5%              | 6%           | 6%           |            |             |             |               |                  |                |                 |                 |
| Export Bilaterals  | 2%             | 2%              | 2%           | 2%           |            |             |             |               |                  |                |                 |                 |
| Wheels Through   | 1%             | 0%              | 0%           | 0%           |            |             |             |               |                  |                |                 |                 |
| <b>Market Share of Total Load</b>                              |                |                 |              |              |            |             |             |               |                  |                |                 |                 |
| Day Ahead Market   | 97.0%          | 98.4%           | 98.4%        | 98.0%        |            |             |             |               |                  |                |                 |                 |
| Balancing Energy †   | 3.0%           | 1.6%            | 1.6%         | 2.0%         |            |             |             |               |                  |                |                 |                 |
| Total MWh  | 15,119,254     | 13,384,373      | 12,981,254   | 11,936,409   |            |             |             |               |                  |                |                 |                 |
| Average Daily Energy Sendout/Month GWh                         | 434            | 409             | 376          | 355          |            |             |             |               |                  |                |                 |                 |

| <b>2023</b>  | <u>January</u> | <u>February</u> | <u>March</u> | <u>April</u> | <u>May</u> | <u>June</u> | <u>July</u> | <u>August</u> | <u>September</u> | <u>October</u> | <u>November</u> | <u>December</u> |
|--|----------------|-----------------|--------------|--------------|------------|-------------|-------------|---------------|------------------|----------------|-----------------|-----------------|
| <b>Day Ahead Market MWh</b>                                    | 13,662,137     | 12,355,489      | 12,651,083   | 11,058,870   | 11,601,426 | 12,934,709  | 16,199,282  | 14,407,179    | 12,745,161       | 11,638,707     | 12,376,575      | 13,838,467      |
| DAM LSE Internal LBMP Energy Sales                             | 55%            | 55%             | 56%          | 55%          | 55%        | 57%         | 63%         | 62%           | 63%              | 58%            | 57%             | 55%             |
| DAM External TC LBMP Energy Sales                              | 7%             | 7%              | 4%           | 4%           | 4%         | 6%          | 4%          | 3%            | 4%               | 3%             | 7%              | 9%              |
| DAM Bilateral - Internal Bilaterals                            | 28%            | 29%             | 30%          | 30%          | 31%        | 29%         | 25%         | 28%           | 27%              | 30%            | 29%             | 27%             |
| DAM Bilateral - Import/Non-LBMP Market Bilaterals              | 5%             | 5%              | 6%           | 6%           | 6%         | 6%          | 5%          | 4%            | 4%               | 5%             | 3%              | 5%              |
| DAM Bilateral - Export/Non-LBMP Market Bilaterals              | 2%             | 2%              | 2%           | 2%           | 2%         | 2%          | 1%          | 2%            | 2%               | 2%             | 2%              | 2%              |
| DAM Bilateral - Wheel Through Bilaterals                       | 3%             | 2%              | 2%           | 2%           | 2%         | 2%          | 2%          | 1%            | 2%               | 2%             | 1%              | 2%              |
| <b>Balancing Energy Market MWh</b>                             | 328,840        | 397,488         | 420,170      | 303,381      | -77,279    | -40,037     | 235,270     | 217,374       | 455,261          | 491,286        | 437,159         | 220,832         |
| Balancing Energy LSE Internal LBMP Energy Sales                | 65%            | 38%             | 53%          | 43%          | -157%      | 37%         | 118%        | 79%           | 98%              | 79%            | 62%             | 68%             |
| Balancing Energy External TC LBMP Energy Sales                 | 68%            | 68%             | 58%          | 69%          | 223%       | 143%        | 47%         | 72%           | 19%              | 38%            | 48%             | 92%             |
| Balancing Energy Bilateral - Internal Bilaterals               | 2%             | 1%              | 2%           | -1%          | -5%        | 28%         | 5%          | 8%            | 2%               | -1%            | 2%              | 0%              |
| Balancing Energy Bilateral - Import/Non-LBMP Market Bilaterals | 0%             | 0%              | 0%           | 0%           | 7%         | 0%          | 0%          | 0%            | 0%               | 0%             | 0%              | 0%              |
| Balancing Energy Bilateral - Export/Non-LBMP Market Bilaterals | 7%             | 6%              | 6%           | 5%           | 10%        | 18%         | 5%          | 5%            | 2%               | 3%             | 5%              | 7%              |
| Balancing Energy Bilateral - Wheel Through Bilaterals          | -43%           | -13%            | -18%         | -16%         | -178%      | -326%       | -75%        | -64%          | -21%             | -19%           | -17%            | -67%            |
| <b>Transactions Summary</b>                                    |                |                 |              |              |            |             |             |               |                  |                |                 |                 |
| LBMP   | 63%            | 63%             | 62%          | 61%          | 60%        | 63%         | 69%         | 67%           | 68%              | 64%            | 66%             | 66%             |
| Internal Bilaterals  | 28%            | 28%             | 29%          | 29%          | 31%        | 29%         | 25%         | 27%           | 26%              | 28%            | 28%             | 27%             |
| Import Bilaterals  | 5%             | 5%              | 6%           | 6%           | 6%         | 6%          | 4%          | 4%            | 4%               | 4%             | 3%              | 5%              |
| Export Bilaterals  | 2%             | 2%              | 2%           | 3%           | 2%         | 2%          | 1%          | 2%            | 2%               | 2%             | 2%              | 2%              |
| Wheels Through   | 2%             | 1%              | 1%           | 2%           | 1%         | 0%          | 0%          | 0%            | 1%               | 1%             | 0%              | 1%              |
| <b>Market Share of Total Load</b>                              |                |                 |              |              |            |             |             |               |                  |                |                 |                 |
| Day Ahead Market   | 97.6%          | 96.9%           | 96.8%        | 97.3%        | 100.7%     | 100.3%      | 98.6%       | 98.5%         | 96.6%            | 95.9%          | 96.6%           | 98.4%           |
| Balancing Energy †   | 2.4%           | 3.1%            | 3.2%         | 2.7%         | -0.7%      | -0.3%       | 1.4%        | 1.5%          | 3.4%             | 4.1%           | 3.4%            | 1.6%            |
| Total MWh  | 13,990,977     | 12,752,977      | 13,071,253   | 11,362,252   | 11,524,147 | 12,894,671  | 16,434,552  | 14,624,553    | 13,200,422       | 12,129,993     | 12,813,735      | 14,059,300      |
| Average Daily Energy Sendout/Month GWh                         | 410            | 408             | 387          | 349          | 350        | 401         | 503         | 450           | 419              | 367            | 387             | 403             |

† Balancing Energy: Load(MW) purchased at Real Time LBMP.

\* The signs for the detail section intuitively reflect the direction of power flow eliminating the use of double negatives when Balancing Energy is negative.

Notes: Percent totals may not equal 100% due to rounding.  
Virtual Transactions are not reflected in this chart.

**NYISO Markets 2024 Energy Statistics**

|  | <u>January</u> | <u>February</u> | <u>March</u> | <u>April</u> | <u>May</u> | <u>June</u> | <u>July</u> | <u>August</u> | <u>September</u> | <u>October</u> | <u>November</u> | <u>December</u> |
|--|----------------|-----------------|--------------|--------------|------------|-------------|-------------|---------------|------------------|----------------|-----------------|-----------------|
| <b><u>DAY AHEAD LBMP</u></b>           |                |                 |              |              |            |             |             |               |                  |                |                 |                 |
| Price *                                | \$63.42        | \$29.93         | \$25.50      | \$25.94      | \$0.00     | \$0.00      | \$0.00      | \$0.00        | \$0.00           | \$0.00         | \$0.00          | \$0.00          |
| Standard Deviation                     | \$42.45        | \$7.19          | \$5.73       | \$5.54       | \$0.00     | \$0.00      | \$0.00      | \$0.00        | \$0.00           | \$0.00         | \$0.00          | \$0.00          |
| Load Weighted Price **                 | \$65.99        | \$30.38         | \$25.96      | \$26.41      | \$0.00     | \$0.00      | \$0.00      | \$0.00        | \$0.00           | \$0.00         | \$0.00          | \$0.00          |
| <b><u>RTC LBMP</u></b>                 |                |                 |              |              |            |             |             |               |                  |                |                 |                 |
| Price *                                | \$55.97        | \$29.86         | \$25.09      | \$25.47      | \$0.00     | \$0.00      | \$0.00      | \$0.00        | \$0.00           | \$0.00         | \$0.00          | \$0.00          |
| Standard Deviation                     | \$31.73        | \$9.66          | \$7.53       | \$12.46      | \$0.00     | \$0.00      | \$0.00      | \$0.00        | \$0.00           | \$0.00         | \$0.00          | \$0.00          |
| Load Weighted Price **                 | \$58.02        | \$30.33         | \$25.52      | \$26.00      | \$0.00     | \$0.00      | \$0.00      | \$0.00        | \$0.00           | \$0.00         | \$0.00          | \$0.00          |
| <b><u>REAL TIME LBMP</u></b>           |                |                 |              |              |            |             |             |               |                  |                |                 |                 |
| Price *                                | \$55.96        | \$30.31         | \$25.93      | \$26.94      | \$0.00     | \$0.00      | \$0.00      | \$0.00        | \$0.00           | \$0.00         | \$0.00          | \$0.00          |
| Standard Deviation                     | \$33.50        | \$12.46         | \$13.28      | \$40.01      | \$0.00     | \$0.00      | \$0.00      | \$0.00        | \$0.00           | \$0.00         | \$0.00          | \$0.00          |
| Load Weighted Price **                 | \$58.28        | \$30.89         | \$26.57      | \$27.80      | \$0.00     | \$0.00      | \$0.00      | \$0.00        | \$0.00           | \$0.00         | \$0.00          | \$0.00          |
| Average Daily Energy Sendout/Month GWh | 434            | 409             | 376          | 355          | 0          | 0           | 0           | 0             | 0                | 0              | 0               | 0               |

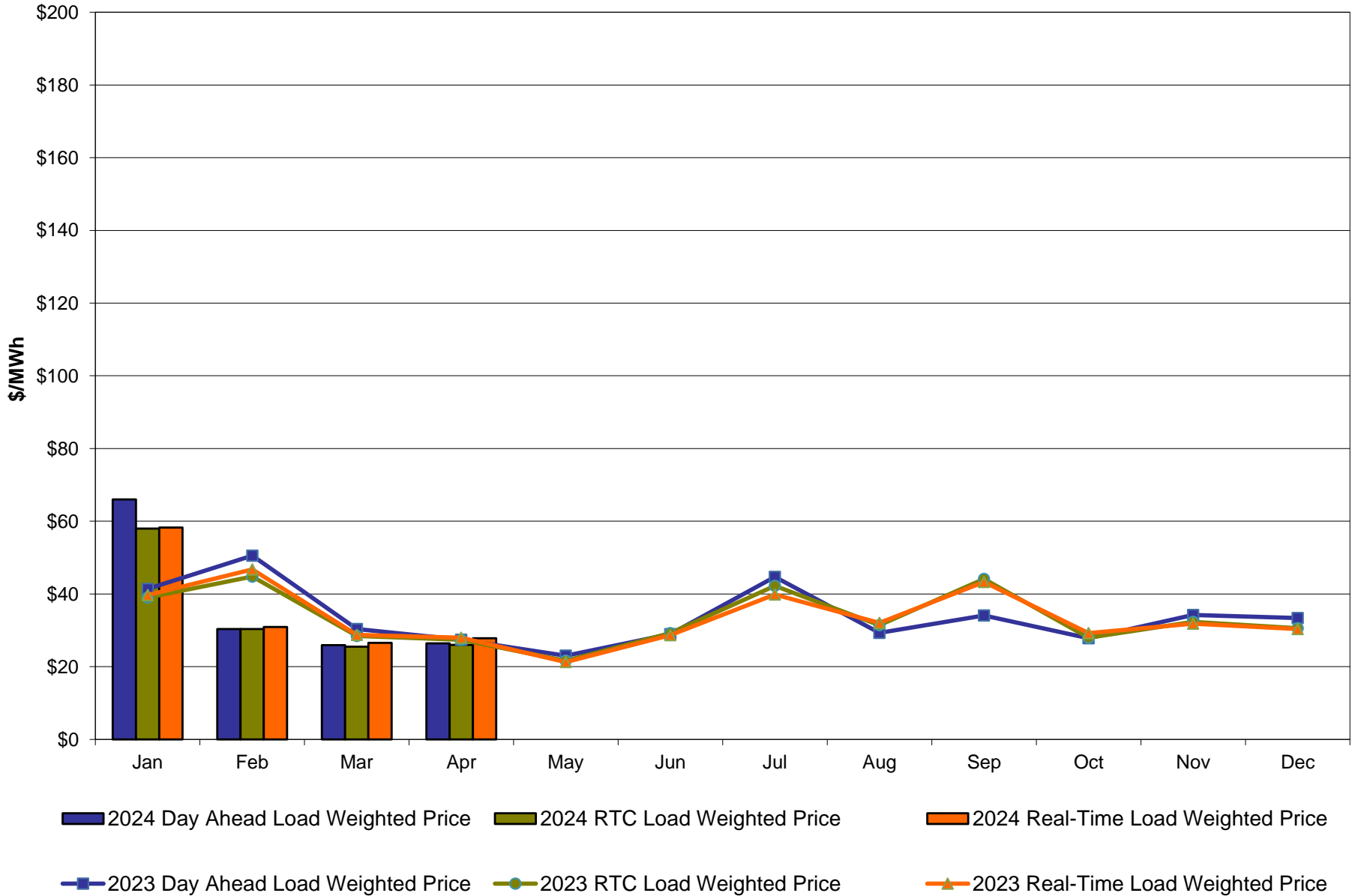
**NYISO Markets 2023 Energy Statistics**

|  | <u>January</u> | <u>February</u> | <u>March</u> | <u>April</u> | <u>May</u> | <u>June</u> | <u>July</u> | <u>August</u> | <u>September</u> | <u>October</u> | <u>November</u> | <u>December</u> |
|--|----------------|-----------------|--------------|--------------|------------|-------------|-------------|---------------|------------------|----------------|-----------------|-----------------|
| <b><u>DAY AHEAD LBMP</u></b>           |                |                 |              |              |            |             |             |               |                  |                |                 |                 |
| Price *                                | \$40.60        | \$47.82         | \$29.84      | \$26.91      | \$22.41    | \$27.67     | \$41.75     | \$28.18       | \$30.79          | \$27.05        | \$33.40         | \$32.56         |
| Standard Deviation                     | \$10.32        | \$47.20         | \$7.42       | \$6.50       | \$6.46     | \$9.25      | \$24.21     | \$8.54        | \$17.49          | \$8.78         | \$9.83          | \$10.10         |
| Load Weighted Price **                 | \$41.37        | \$50.55         | \$30.37      | \$27.38      | \$23.02    | \$28.99     | \$44.71     | \$29.28       | \$34.09          | \$27.86        | \$34.23         | \$33.39         |
| <b><u>RTC LBMP</u></b>                 |                |                 |              |              |            |             |             |               |                  |                |                 |                 |
| Price *                                | \$38.28        | \$42.67         | \$28.02      | \$26.93      | \$21.13    | \$27.94     | \$40.11     | \$30.37       | \$37.36          | \$27.23        | \$31.67         | \$29.95         |
| Standard Deviation                     | \$31.37        | \$39.75         | \$11.53      | \$9.23       | \$7.61     | \$12.06     | \$25.96     | \$12.80       | \$48.96          | \$10.57        | \$14.33         | \$8.66          |
| Load Weighted Price **                 | \$39.04        | \$44.80         | \$28.49      | \$27.39      | \$21.62    | \$29.24     | \$42.24     | \$31.41       | \$44.14          | \$27.97        | \$32.35         | \$30.57         |
| <b><u>REAL TIME LBMP</u></b>           |                |                 |              |              |            |             |             |               |                  |                |                 |                 |
| Price *                                | \$38.76        | \$43.99         | \$28.15      | \$27.41      | \$20.76    | \$27.44     | \$37.88     | \$30.75       | \$36.50          | \$28.44        | \$31.19         | \$29.67         |
| Standard Deviation                     | \$45.06        | \$43.54         | \$15.02      | \$13.08      | \$9.13     | \$12.38     | \$23.42     | \$21.44       | \$52.32          | \$23.62        | \$13.67         | \$9.50          |
| Load Weighted Price **                 | \$39.68        | \$46.75         | \$28.72      | \$27.97      | \$21.27    | \$28.66     | \$39.88     | \$32.06       | \$43.32          | \$29.27        | \$31.87         | \$30.33         |
| Average Daily Energy Sendout/Month GWh | 410            | 408             | 387          | 349          | 350        | 401         | 503         | 450           | 419              | 367            | 387             | 403             |

\* Average zonal load weighted prices.

\*\* Average zonal load weighted prices, load weighted in each hour.

## NYISO Monthly Average Internal LBMPs 2023 - 2024



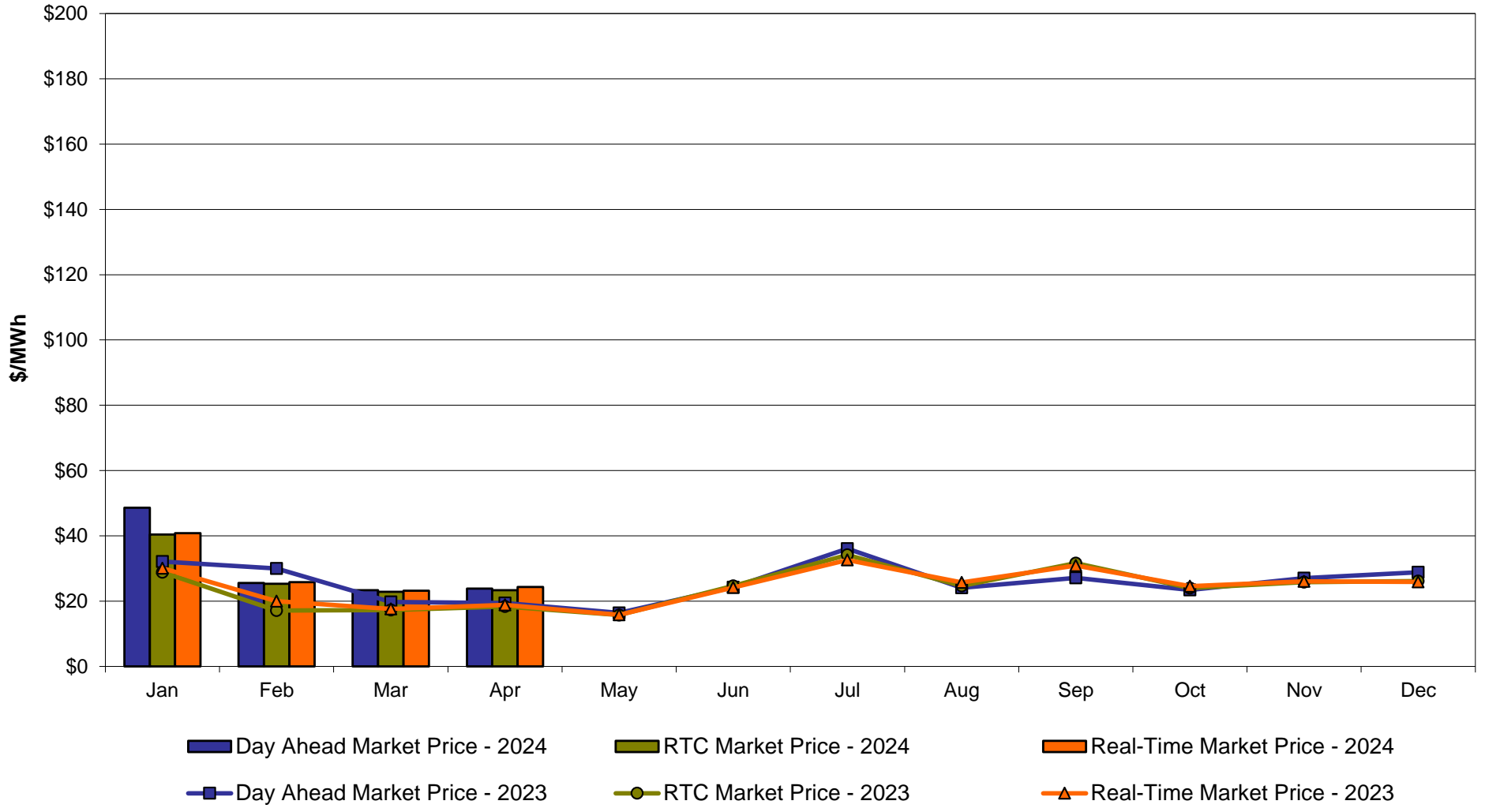


**April 2024 Zonal LBMP Statistics for NYISO (\$/MWh)**

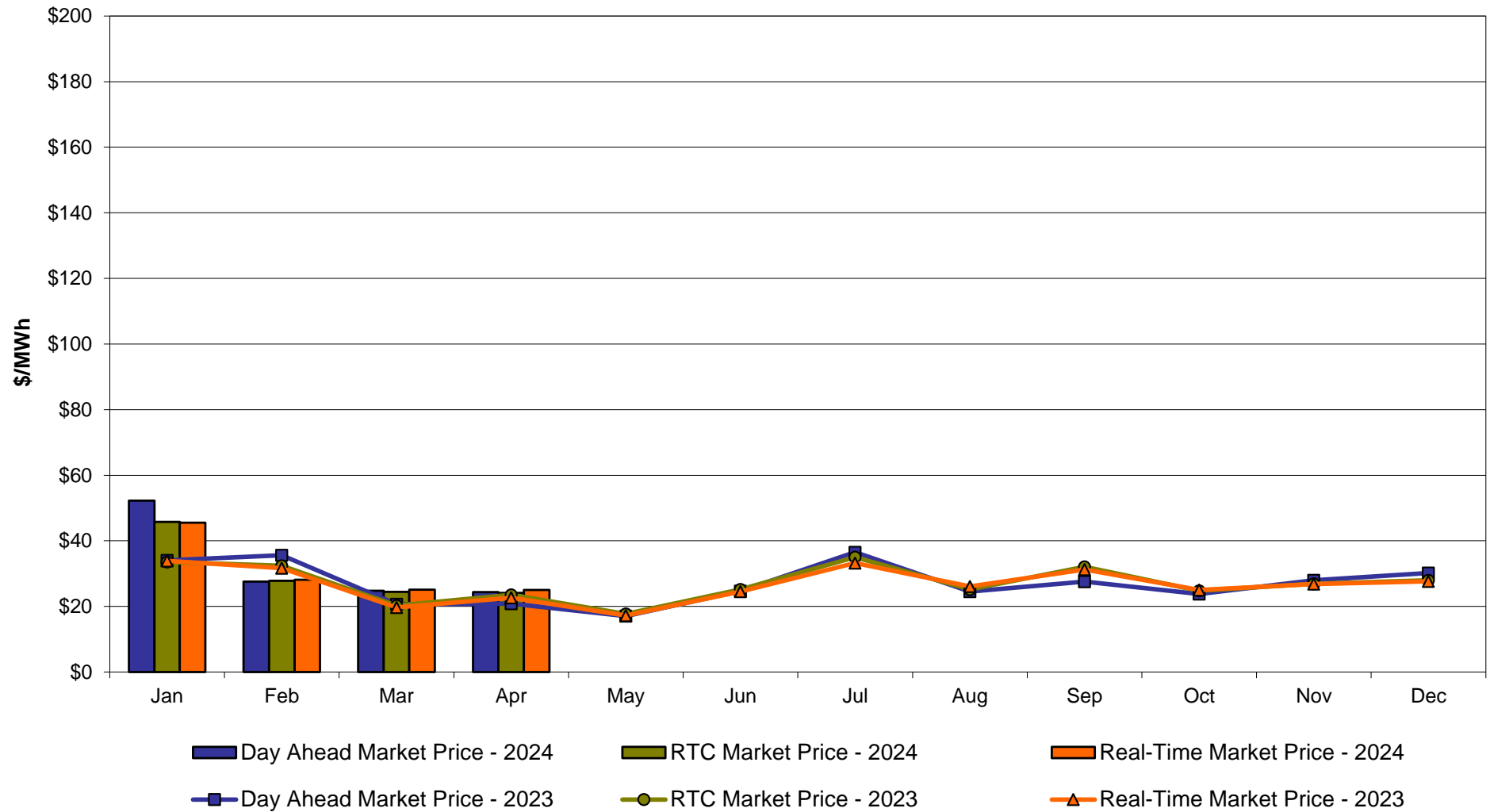
|                              | <u>WEST<br/>Zone A</u>             | <u>GENESEE<br/>Zone B</u>                      | <u>NORTH<br/>Zone D</u>                                | <u>CENTRAL<br/>Zone C</u> | <u>MOHAWK<br/>VALLEY<br/>Zone E</u> | <u>CAPITAL<br/>Zone F</u>                                  | <u>HUDSON<br/>VALLEY<br/>Zone G</u>                     | <u>MILLWOOD<br/>Zone H</u>               | <u>DUNWOODIE<br/>Zone I</u>                 | <u>NEW YORK<br/>CITY<br/>Zone J</u>     | <u>LONG<br/>ISLAND<br/>Zone K</u>         |
|------------------------------|------------------------------------|--|--|---------------------------|-------------------------------------|--|---|--|---|---|---|
| <b><u>DAY AHEAD LBMP</u></b> |                                    |  |  |                           |                                     |  |   |  |   |   |   |
| Unweighted Price *           | 23.84                              | 23.69  | 23.38  | 24.39                     | 25.08                               | 25.08  | 25.67   | 25.87                                    | 26.01                                       | 27.20                                   | 28.39                                     |
| Standard Deviation           | 4.90                               | 4.89   | 5.67   | 5.11                      | 5.34                                | 5.27   | 5.37  | 5.43                                     | 5.47  | 5.92                                    | 10.77                                     |
| <b><u>RTC LBMP</u></b>       |                                    |  |  |                           |                                     |  |   |  |   |   |   |
| Unweighted Price *           | 23.36                              | 23.37  | 23.65  | 24.14                     | 24.78                               | 24.80  | 25.42   | 25.49                                    | 25.56                                       | 26.09                                   | 28.87                                     |
| Standard Deviation           | 10.60                              | 10.63  | 10.89  | 10.82                     | 11.21                               | 11.07  | 11.46   | 11.49                                    | 11.52                                       | 11.60                                   | 24.77                                     |
| <b><u>REAL TIME LBMP</u></b> |                                    |  |  |                           |                                     |  |   |  |   |   |   |
| Unweighted Price *           | 24.36                              | 24.37  | 24.41  | 24.99                     | 25.67                               | 25.70  | 26.36   | 26.47                                    | 26.56                                       | 28.19                                   | 30.60                                     |
| Standard Deviation           | 31.06                              | 31.12  | 32.22  | 32.53                     | 33.62                               | 33.30  | 34.66   | 34.76                                    | 34.90                                       | 42.08                                   | 74.81                                     |
|                              | <u>ONTARIO<br/>IESO<br/>Zone O</u> | <u>HYDRO<br/>QUEBEC<br/>(Wheel)<br/>Zone M</u> | <u>HYDRO<br/>QUEBEC<br/>(Import/Export)<br/>Zone M</u> | <u>PJM<br/>Zone P</u>     | <u>NEW<br/>ENGLAND<br/>Zone N</u>   | <u>CROSS<br/>SOUND<br/>CABLE<br/>Controllable<br/>Line</u> | <u>NORTHPORT-<br/>NORWALK<br/>Controllable<br/>Line</u> | <u>NEPTUNE<br/>Controllable<br/>Line</u> | <u>LINDEN VFT<br/>Controllable<br/>Line</u> | <u>HUDSON<br/>Controllable<br/>Line</u> | <u>Dennison<br/>Controllable<br/>Line</u> |
| <b><u>DAY AHEAD LBMP</u></b> |                                    |  |  |                           |                                     |  |   |  |   |   |   |
| Unweighted Price *           | 23.28                              | 23.94  | 23.94  | 24.86                     | 25.33                               | 33.88  | 26.33   | 26.38                                    | 27.13                                       | 27.19                                   | 23.60                                     |
| Standard Deviation           | 4.66                               | 4.99   | 4.99   | 5.06                      | 5.34                                | 40.92  | 5.39  | 5.54                                     | 5.99  | 5.99                                    | 5.39                                      |
| <b><u>RTC LBMP</u></b>       |                                    |  |  |                           |                                     |  |   |  |   |   |   |
| Unweighted Price *           | 22.49                              | 23.84  | 23.84  | 24.42                     | 24.64                               | 32.73  | 25.55   | 26.13                                    | 25.50                                       | 25.59                                   | 23.92                                     |
| Standard Deviation           | 6.31                               | 6.55   | 6.55   | 8.79                      | 8.08                                | 43.23  | 14.41   | 14.40                                    | 6.92  | 6.96                                    | 6.69                                      |
| <b><u>REAL TIME LBMP</u></b> |                                    |  |  |                           |                                     |  |   |  |   |   |   |
| Unweighted Price *           | 23.38                              | 24.69  | 24.69  | 25.35                     | 25.47                               | 33.46  | 25.45   | 28.44                                    | 27.66                                       | 27.74                                   | 24.96                                     |
| Standard Deviation           | 30.45                              | 29.96  | 29.96  | 36.31                     | 31.97                               | 81.01  | 82.73   | 70.61                                    | 40.71                                       | 40.69                                   | 31.81                                     |

\* Straight LBMP averages

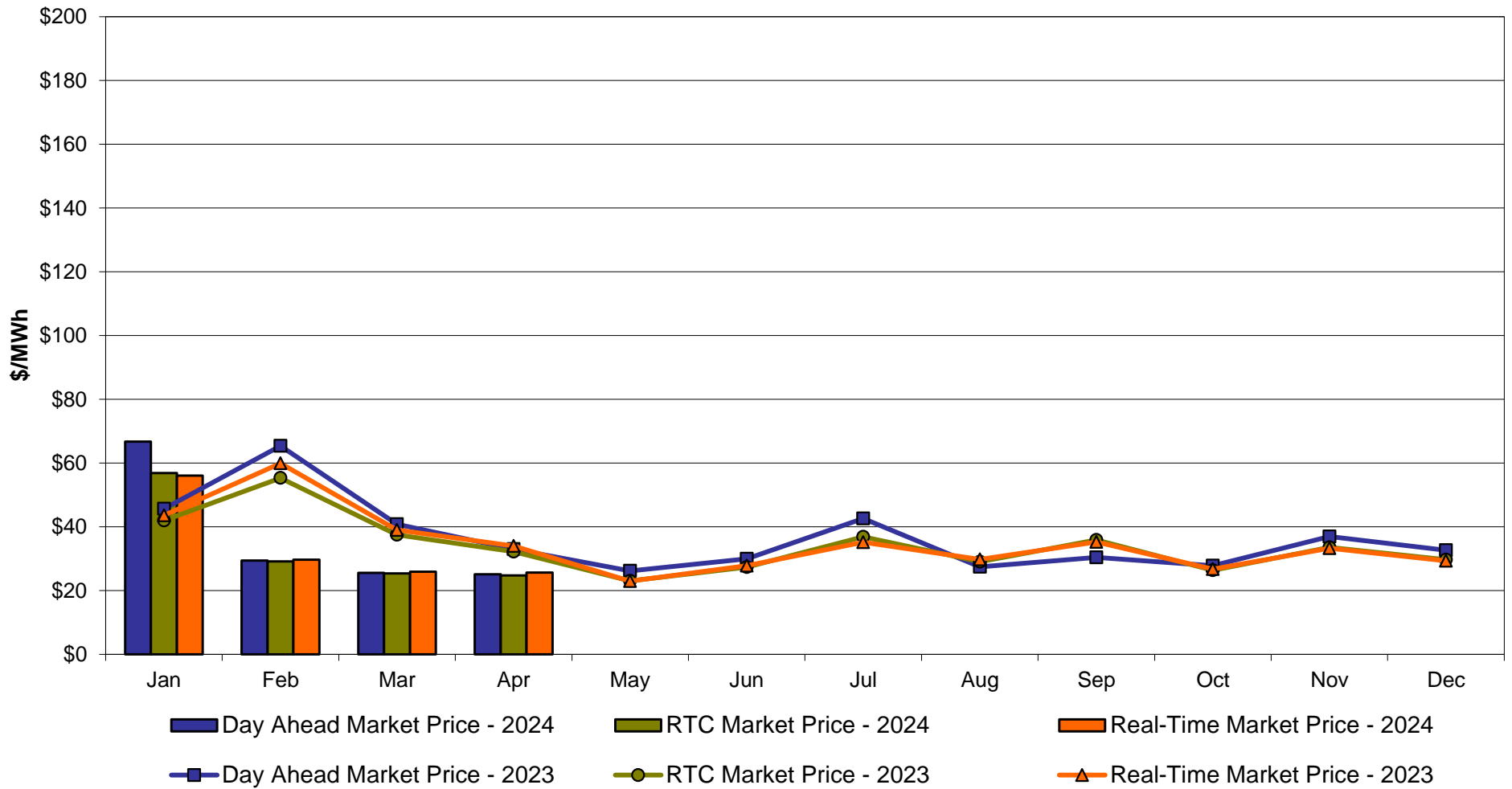
## West Zone A Monthly Average LBMP Prices 2023 - 2024



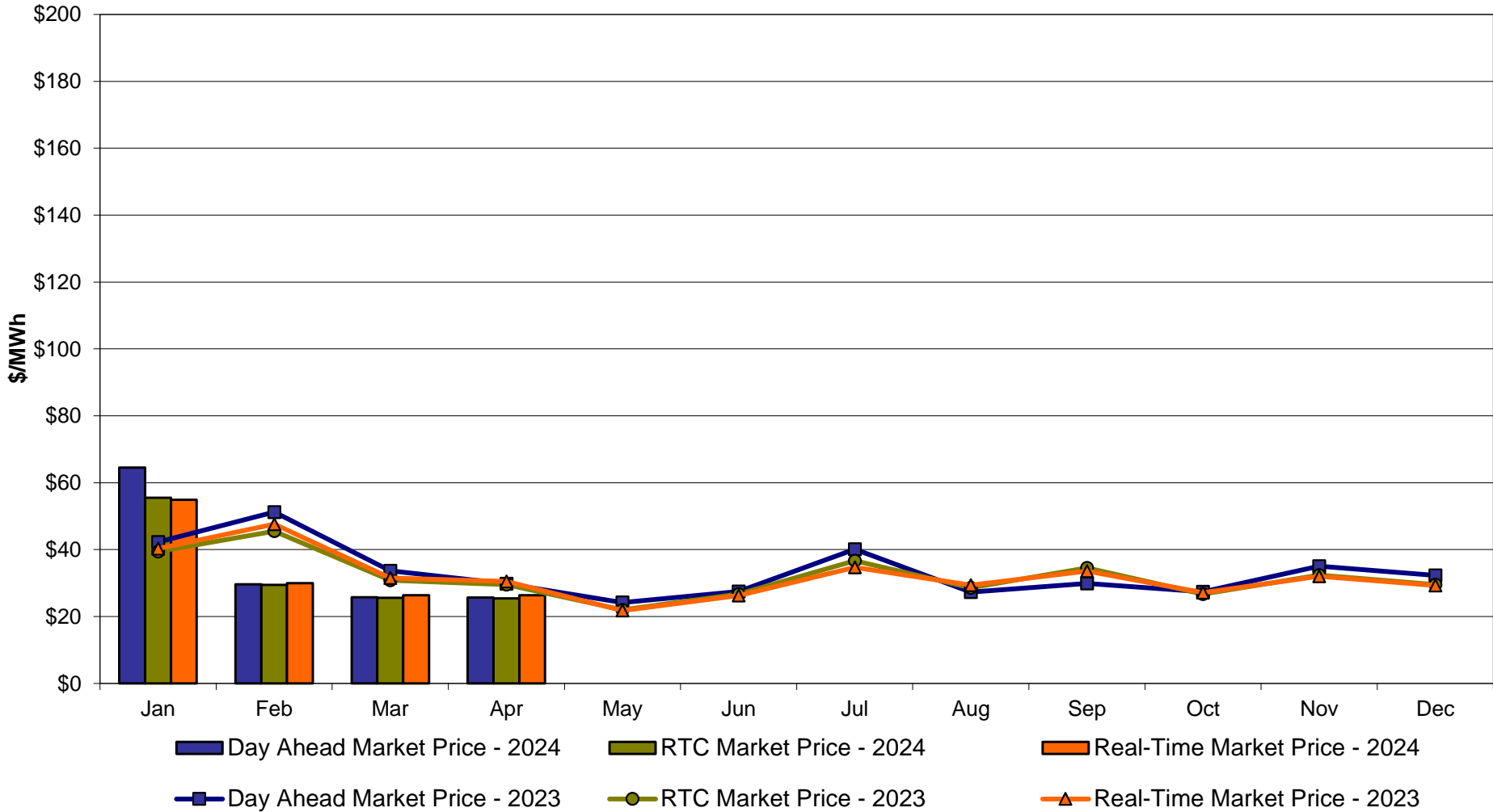
### Central Zone C Monthly Average LBMP Prices 2023 - 2024



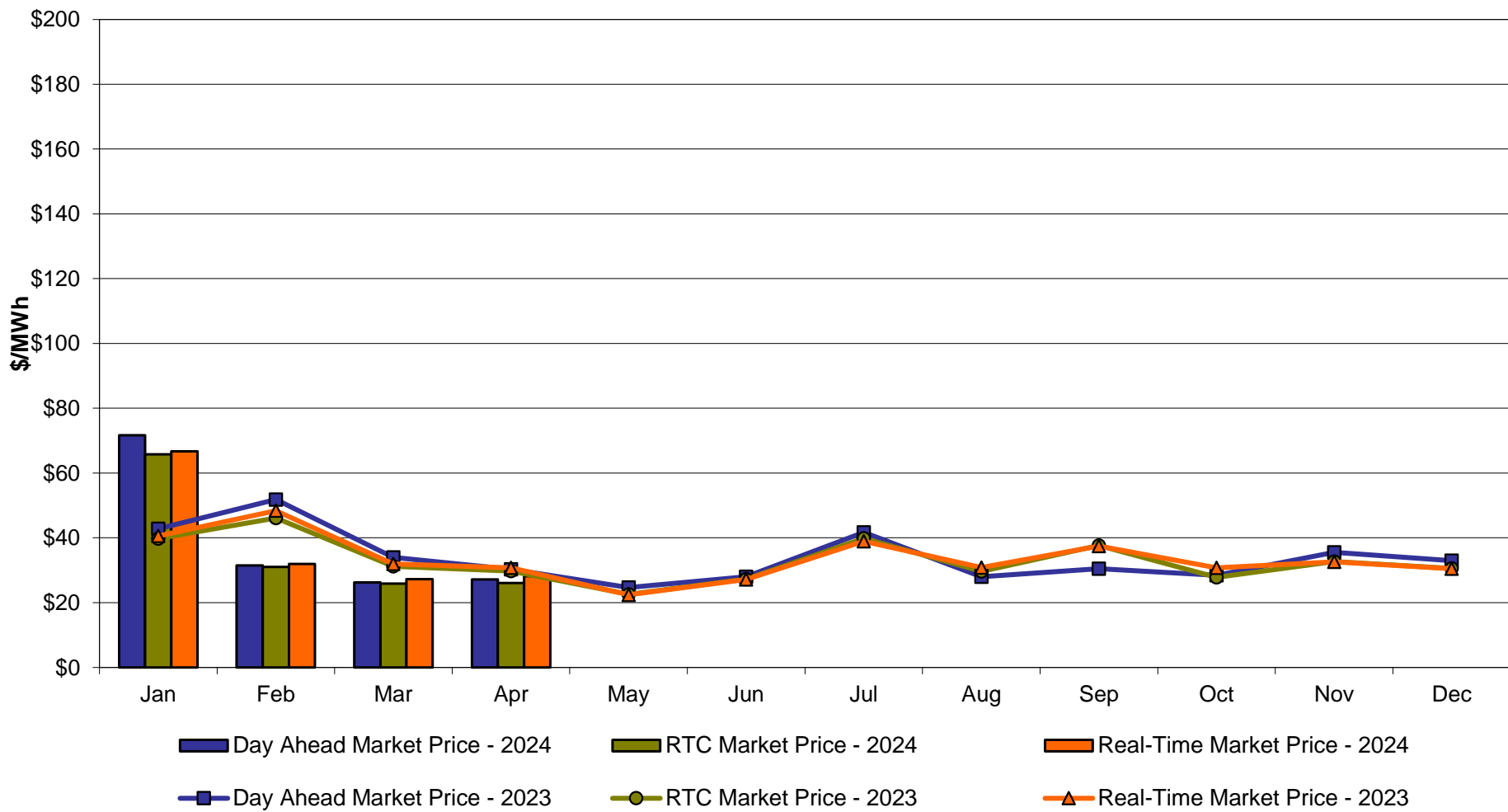
## Capital Zone F Monthly Average LBMP Prices 2023 - 2024



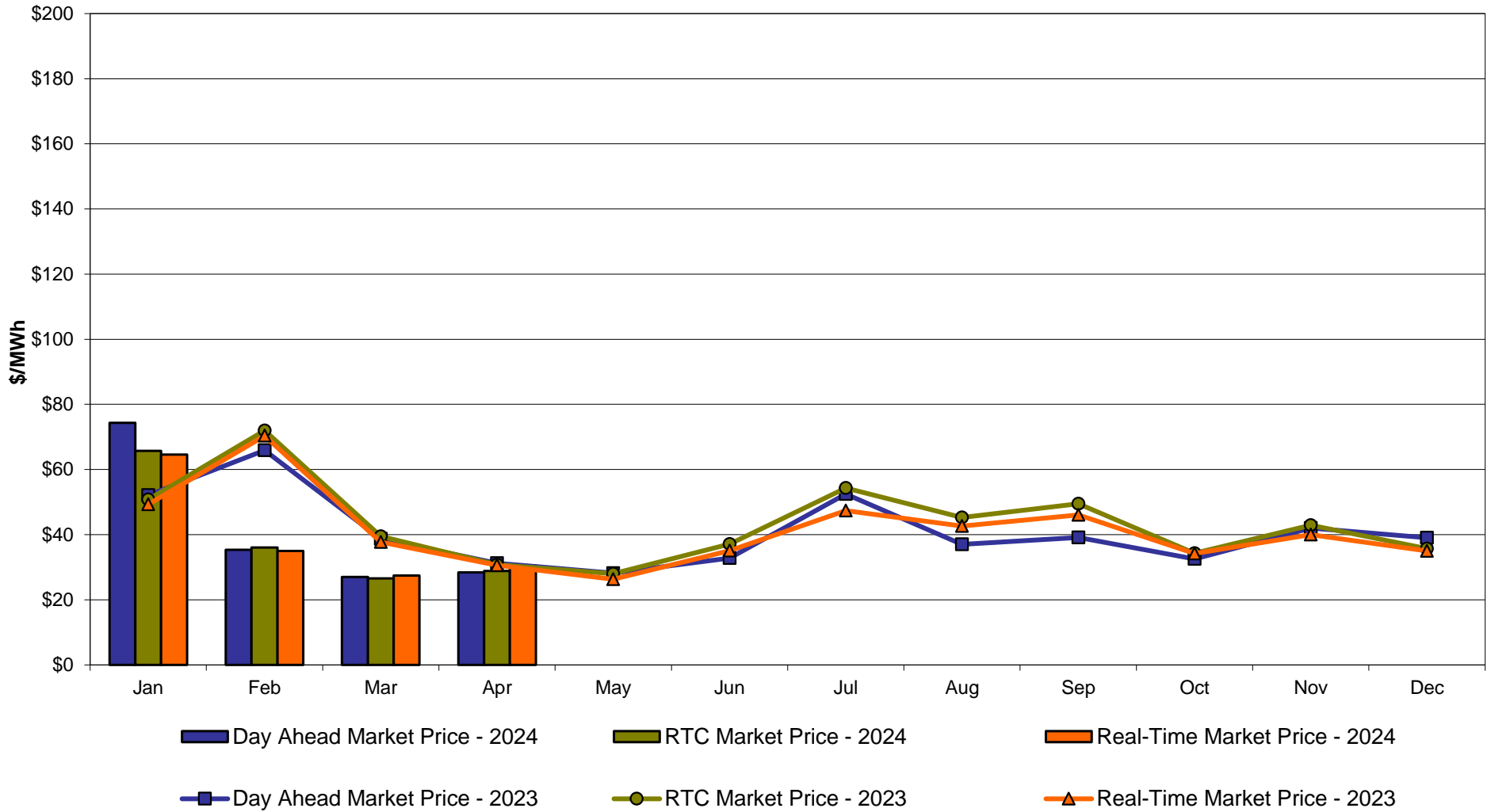
## Hudson Valley Zone G Monthly Average LBMP Prices 2023 - 2024



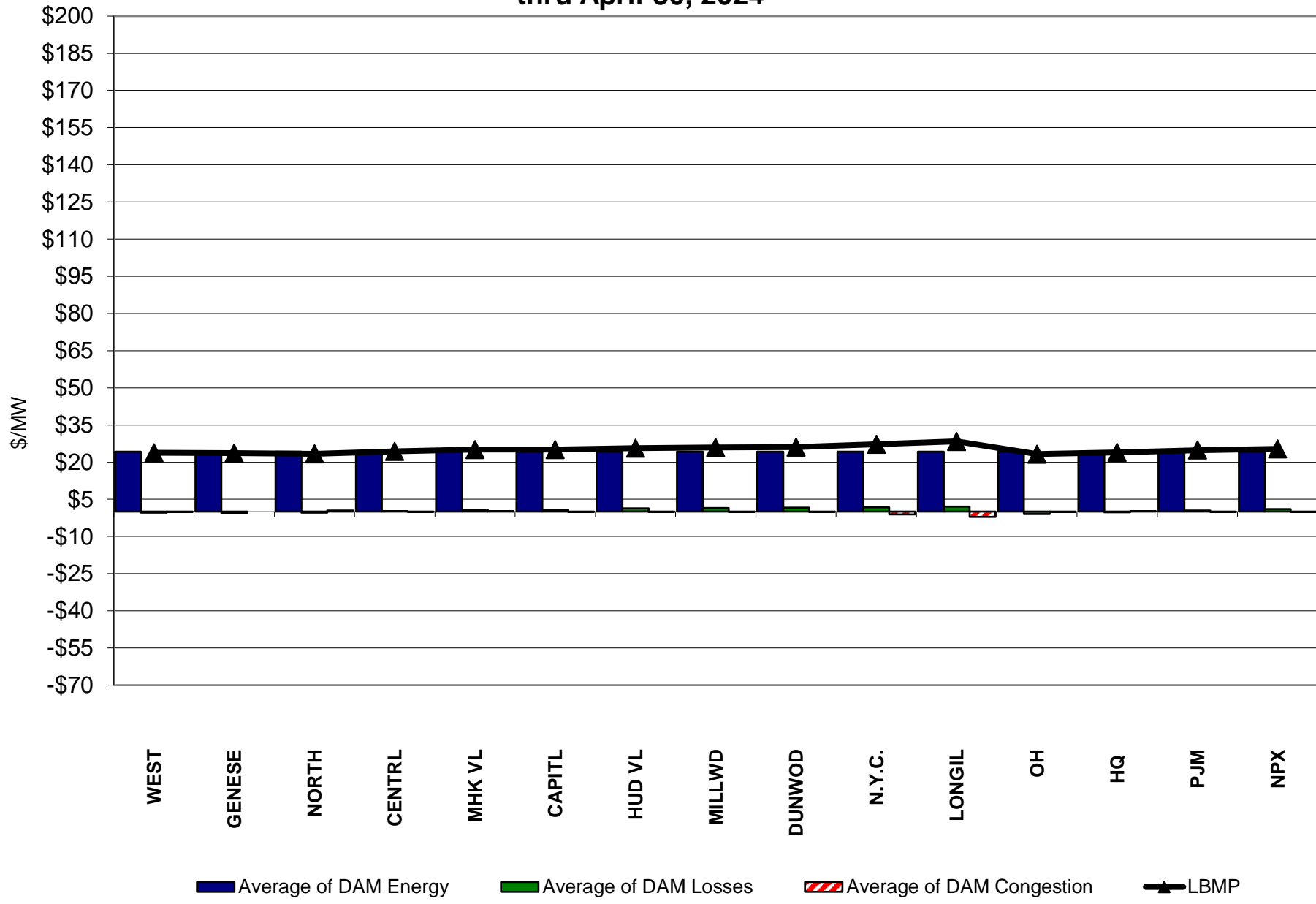
## NYC Zone J Monthly Average LBMP Prices 2023 - 2024



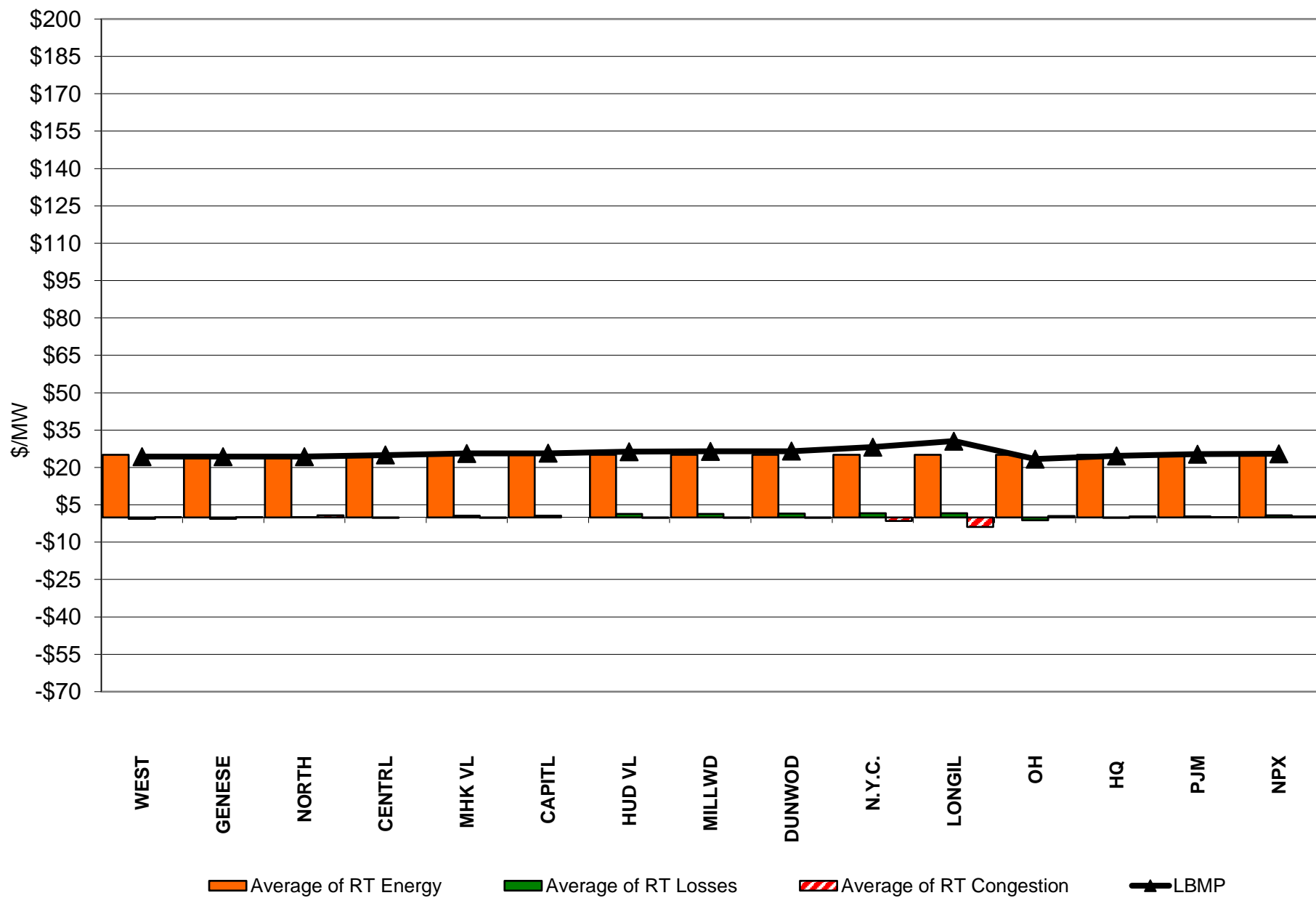
## Long Island Zone K Monthly Average LBMP Prices 2023 - 2024



**DAM Zonal Unweighted Monthly Average LBMP Components  
thru April 30, 2024**

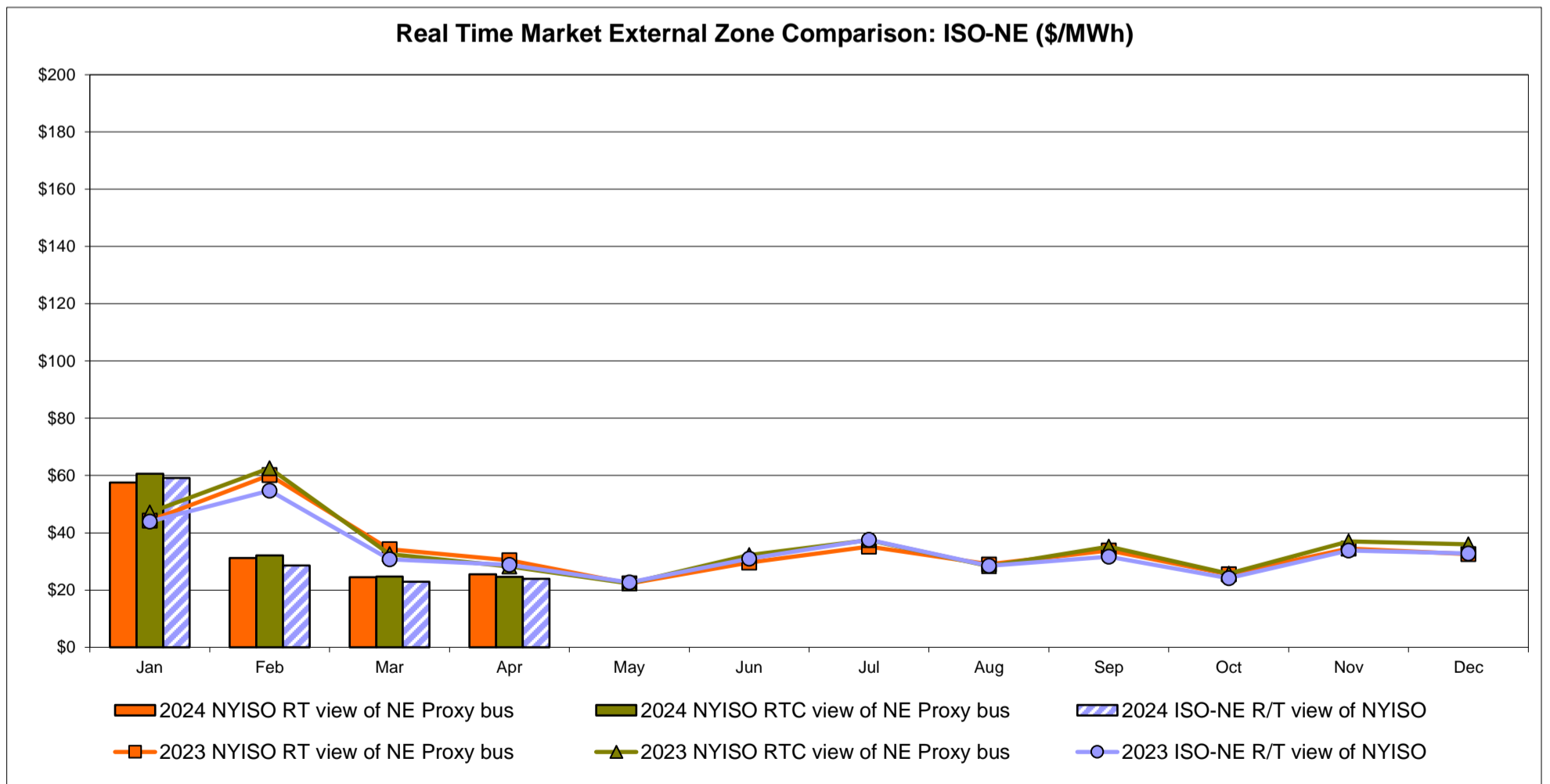
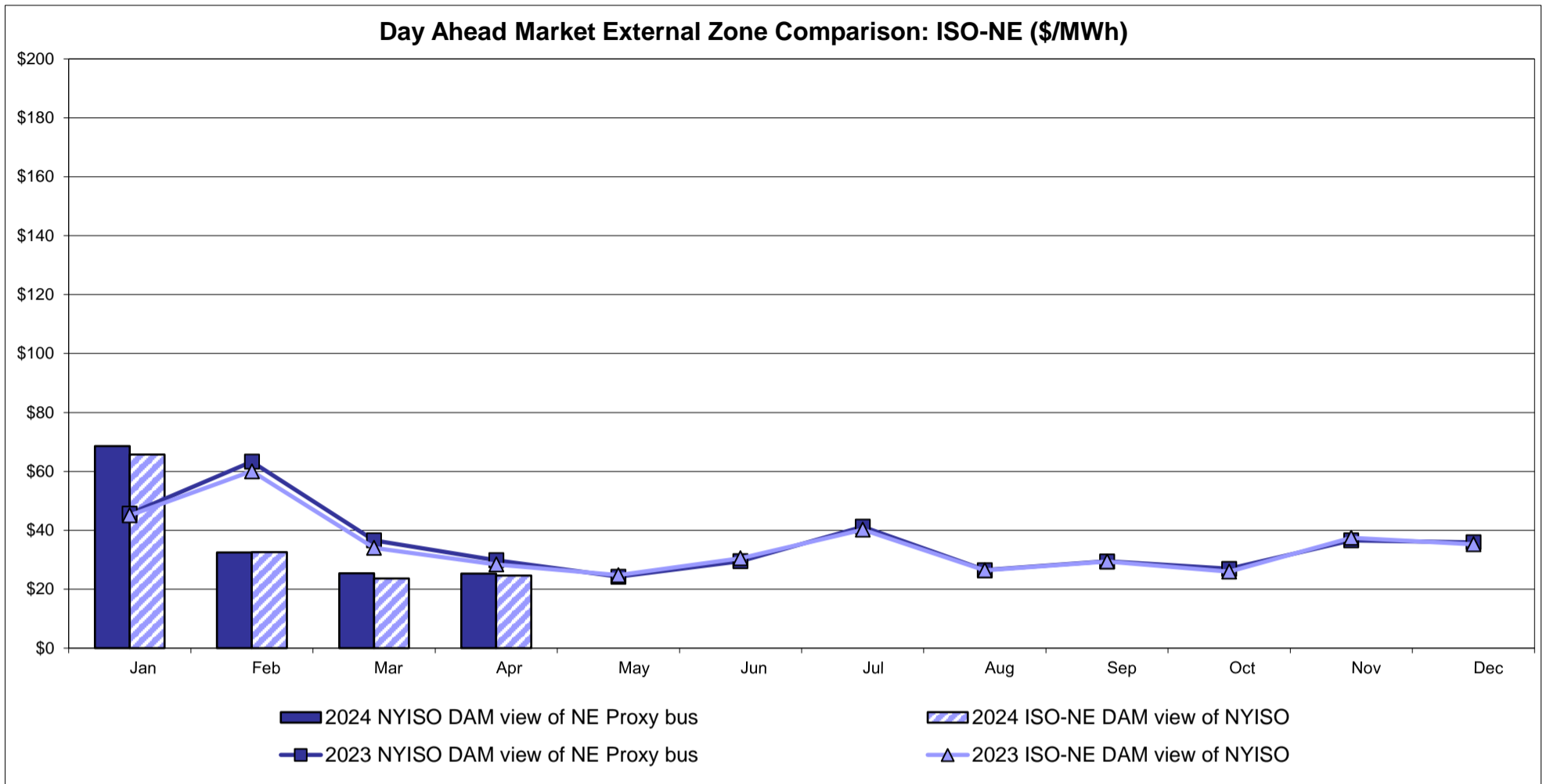


**RT Zonal Unweighted Monthly Average LBMP Components  
thru April 30, 2024**



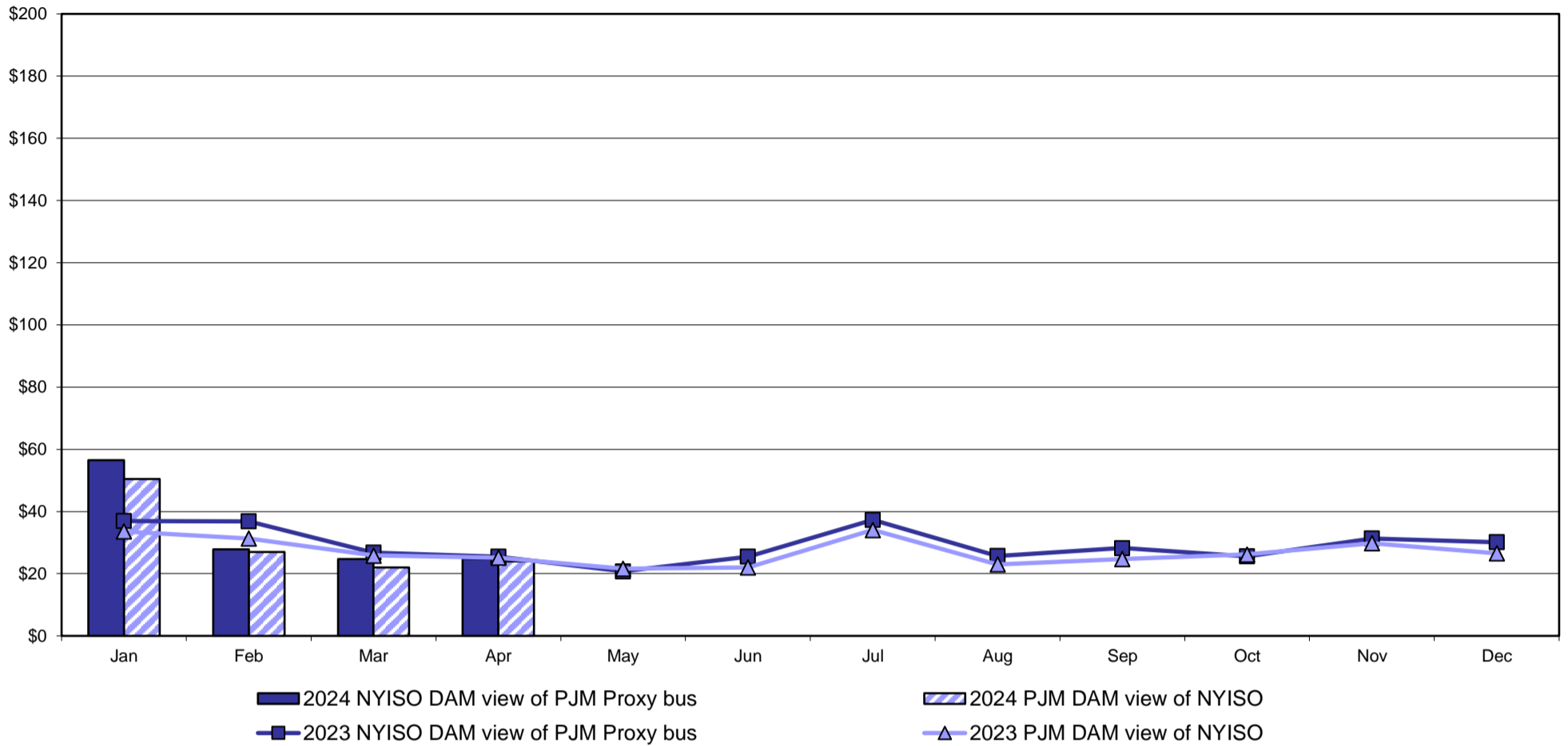


# External Comparison ISO-New England

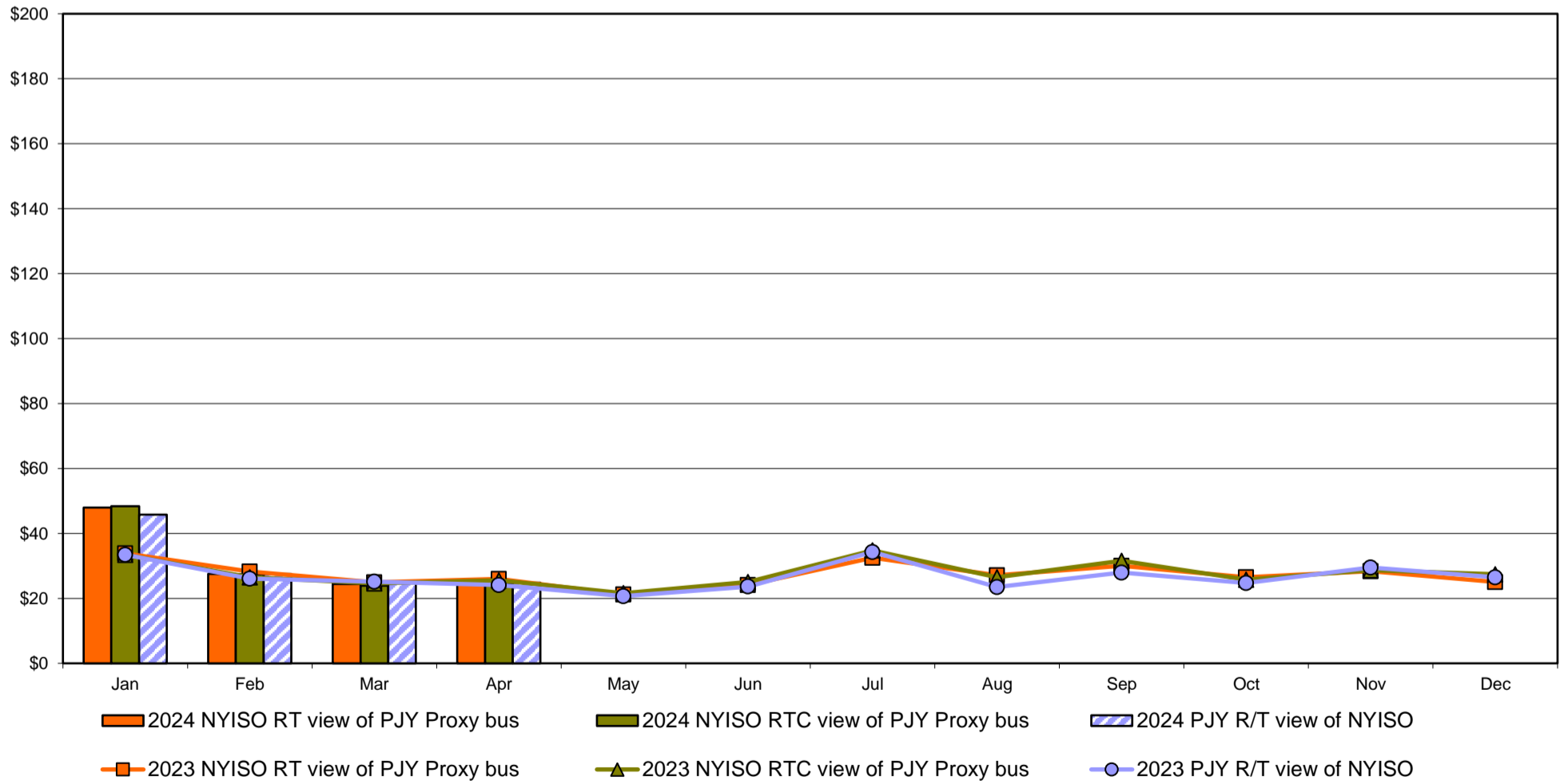


# External Comparison PJM

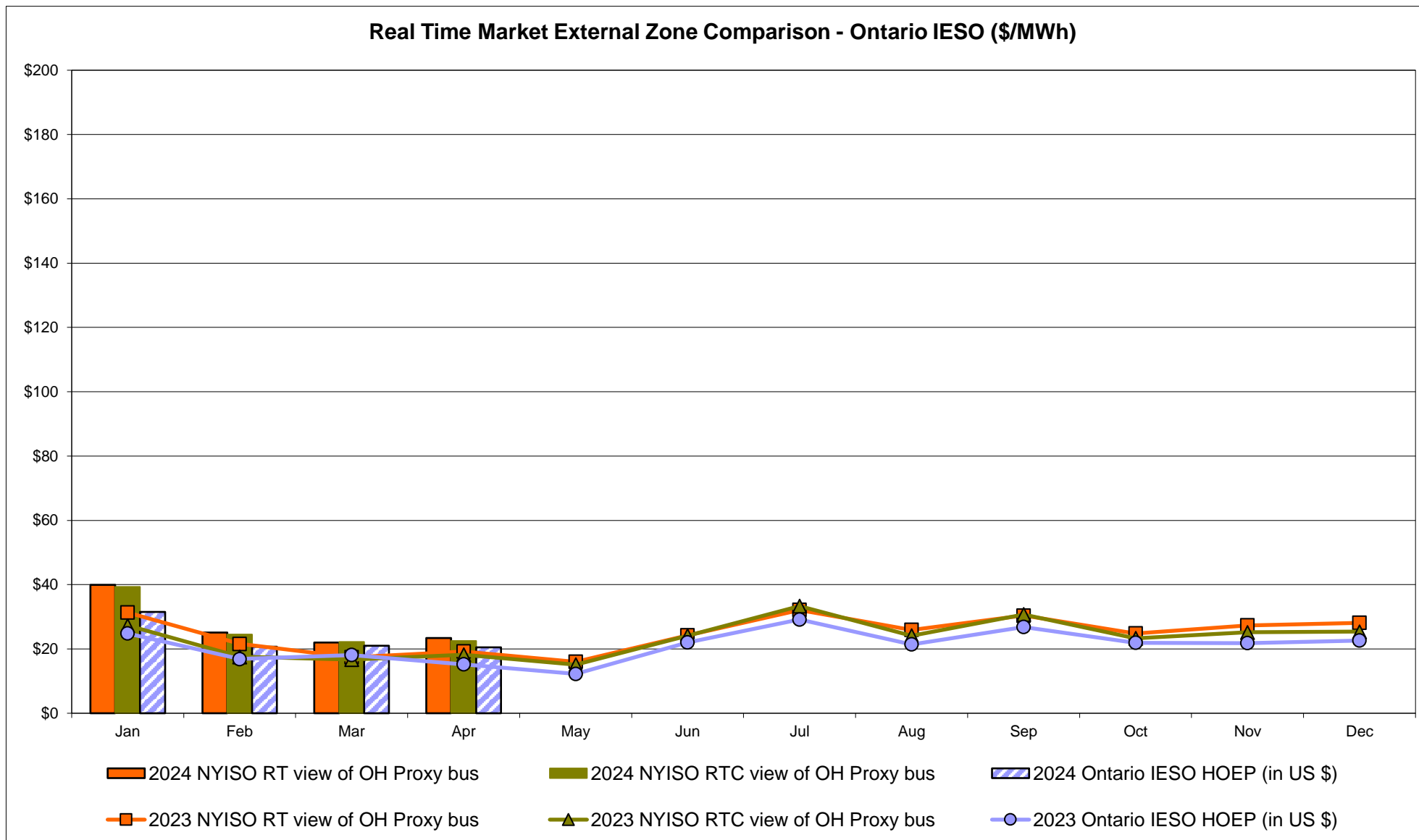
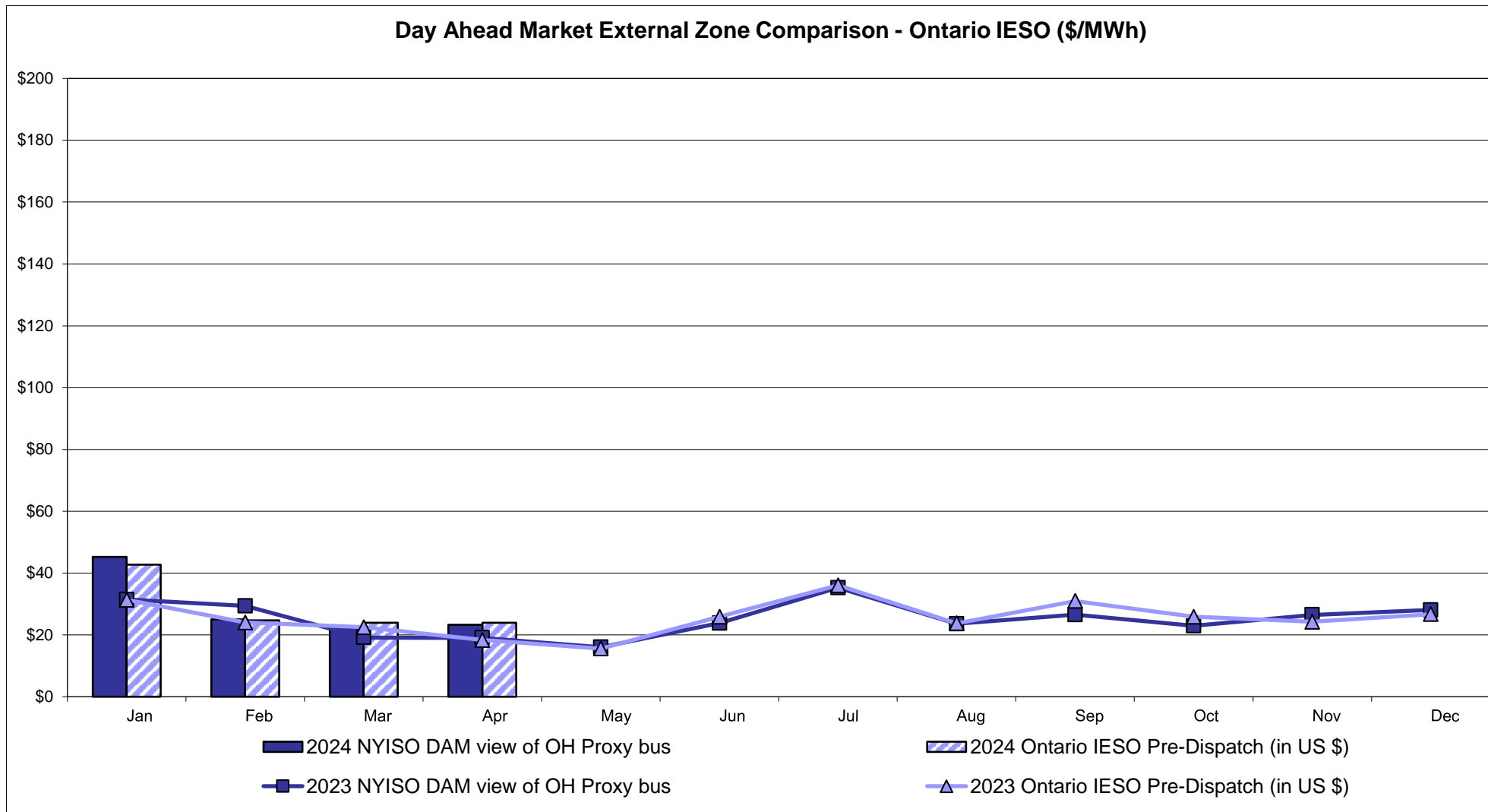
## Day Ahead Market External Zone Comparison - PJM (\$/MWh)



## Real Time Market External Zone Comparison - PJM (\$/MWh)

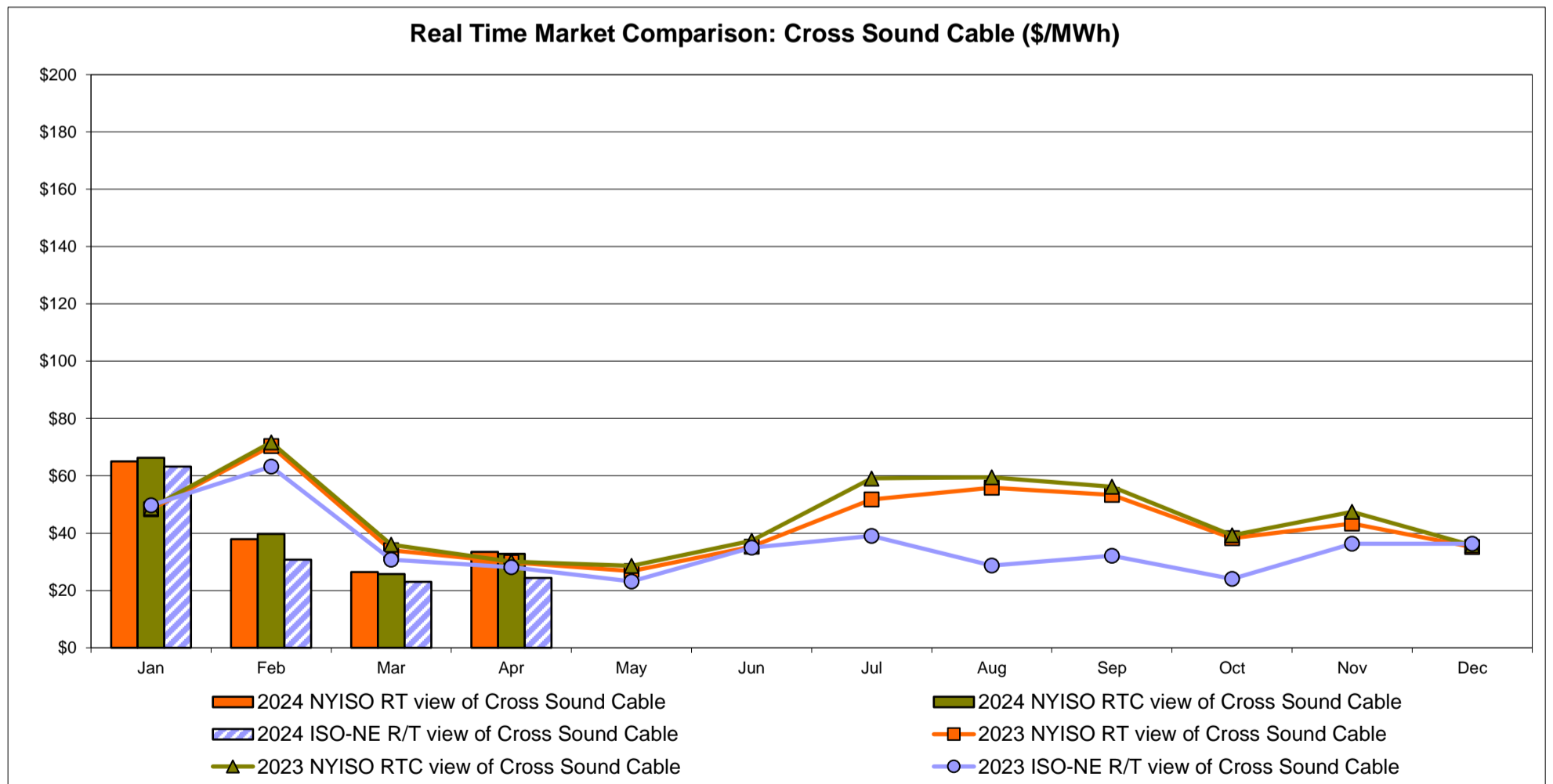
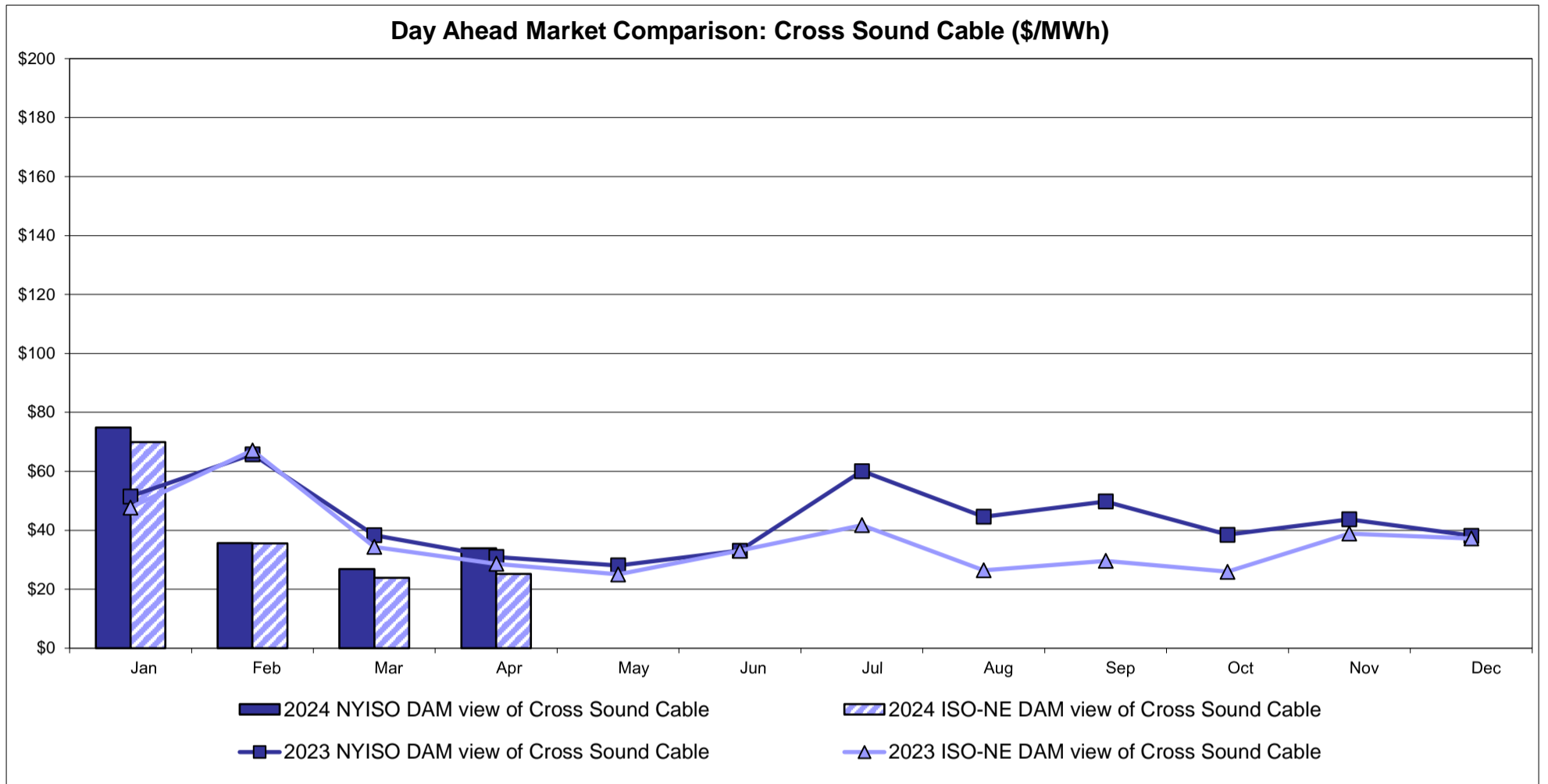


# External Comparison Ontario IESO



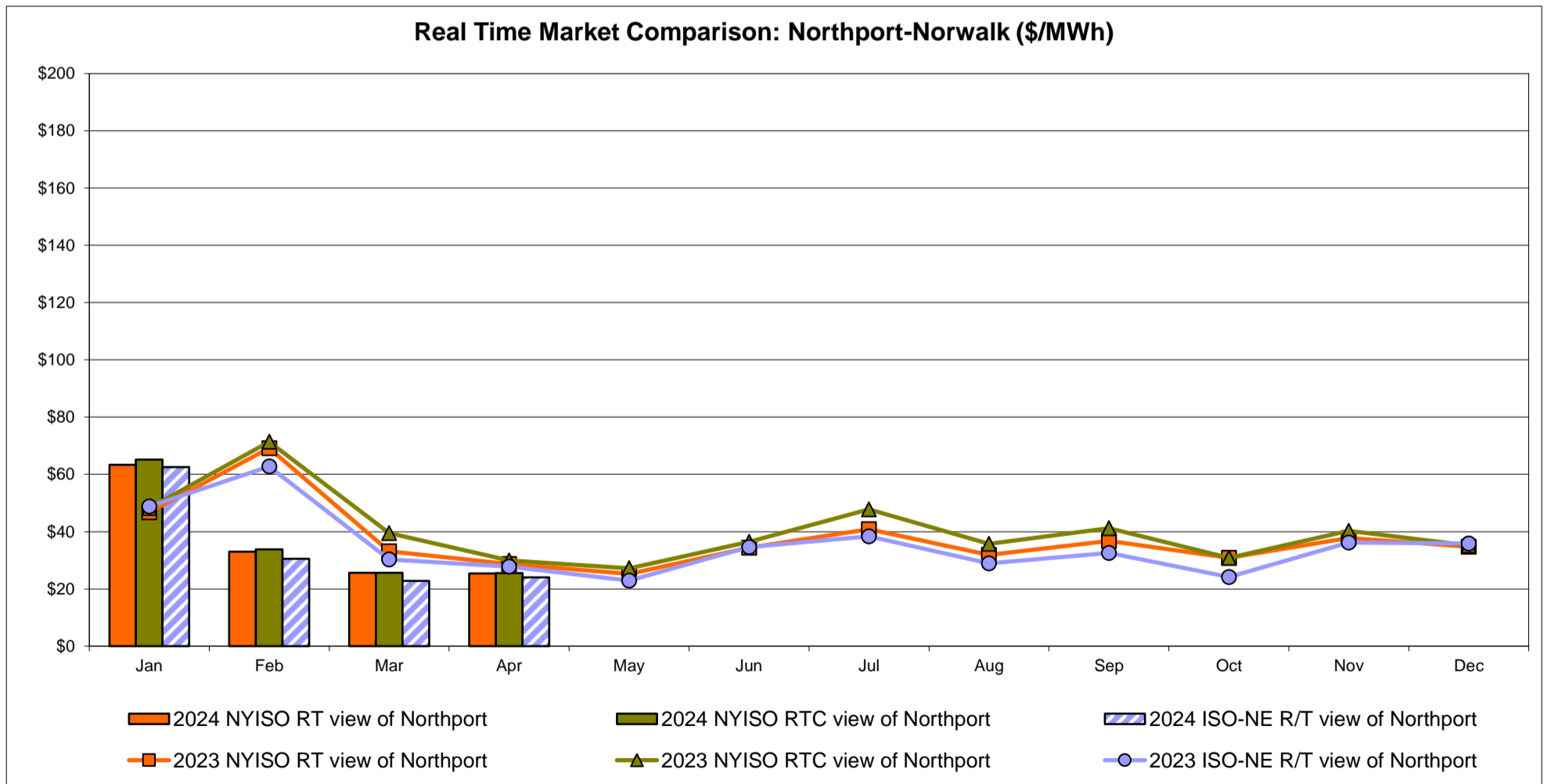
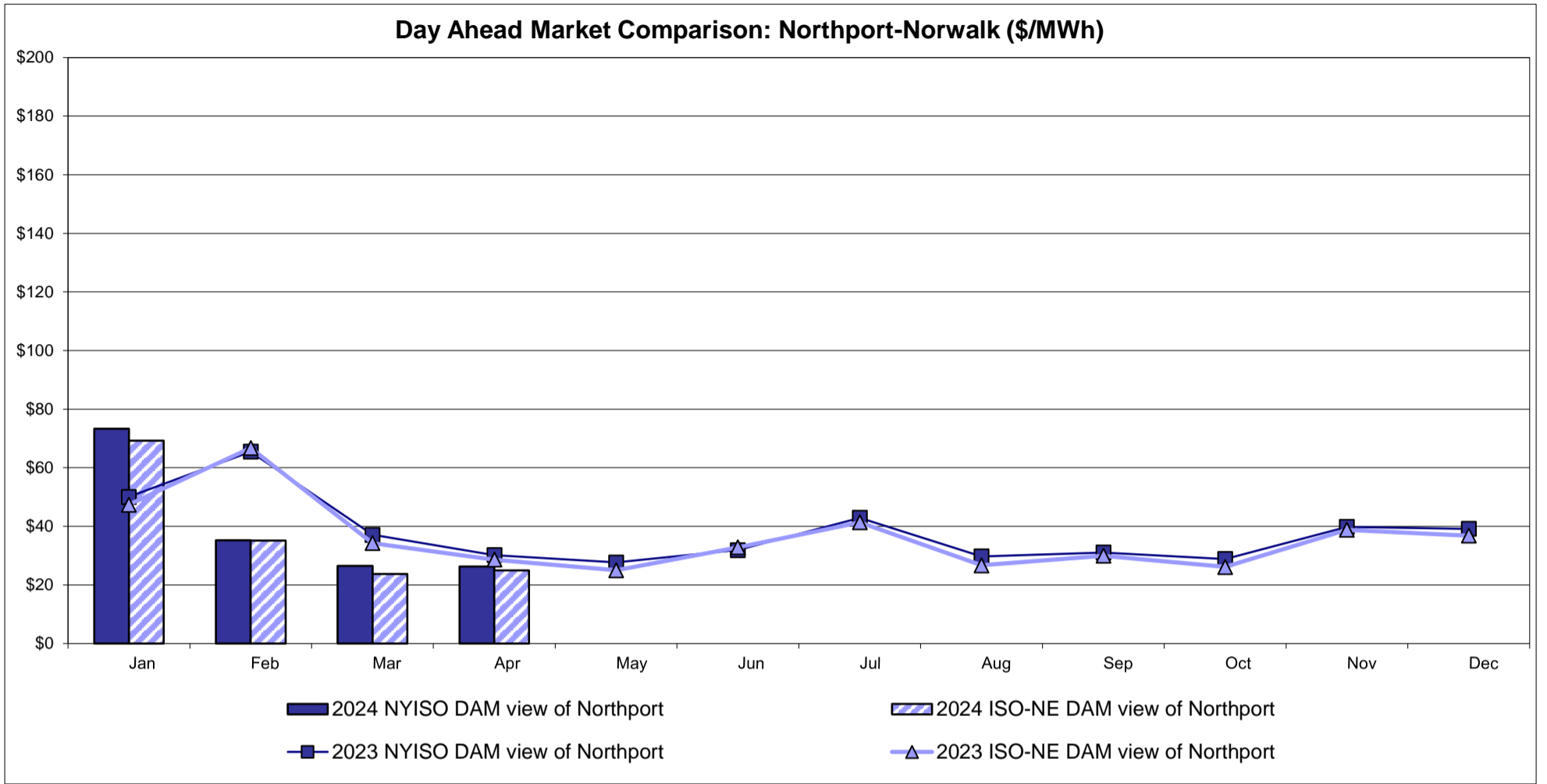
Notes: Exchange factor used for April 2024 was 0.731339215316683 to US  
 HOEP: Hourly Ontario Energy Price  
 Pre-Dispatch: Projected Energy Price

# External Controllable Line: Cross Sound Cable (New England)



Note:  
 ISO-NE Forecast is an advisory posting @ 18:00 day before.  
 The DAM and R/T prices at the Shorham 13899 interface are used for ISO-NE.  
 The DAM and R/T prices at the CSC interface are used for NYISO.

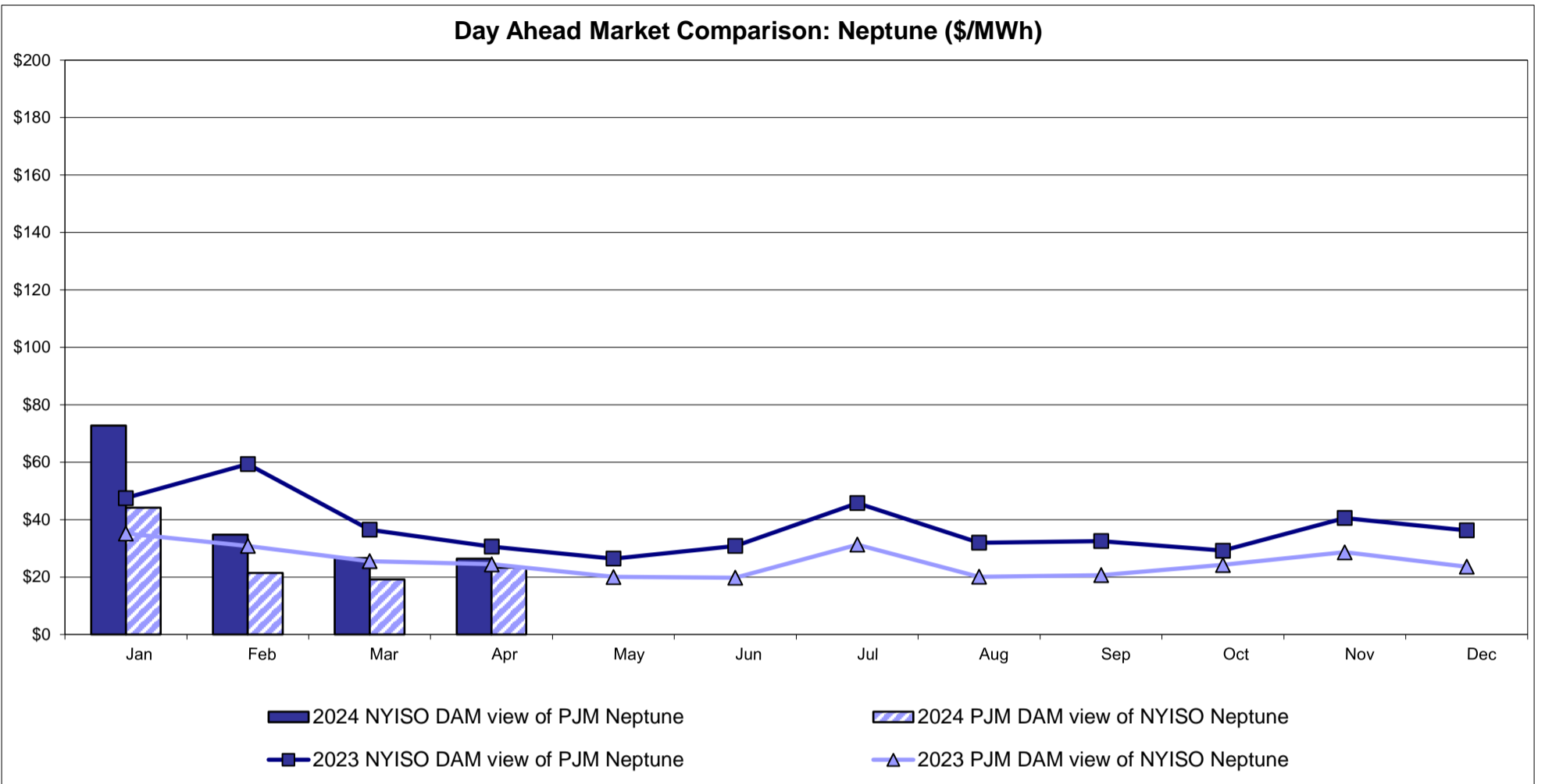
# External Controllable Line: Northport - Norwalk (New England)



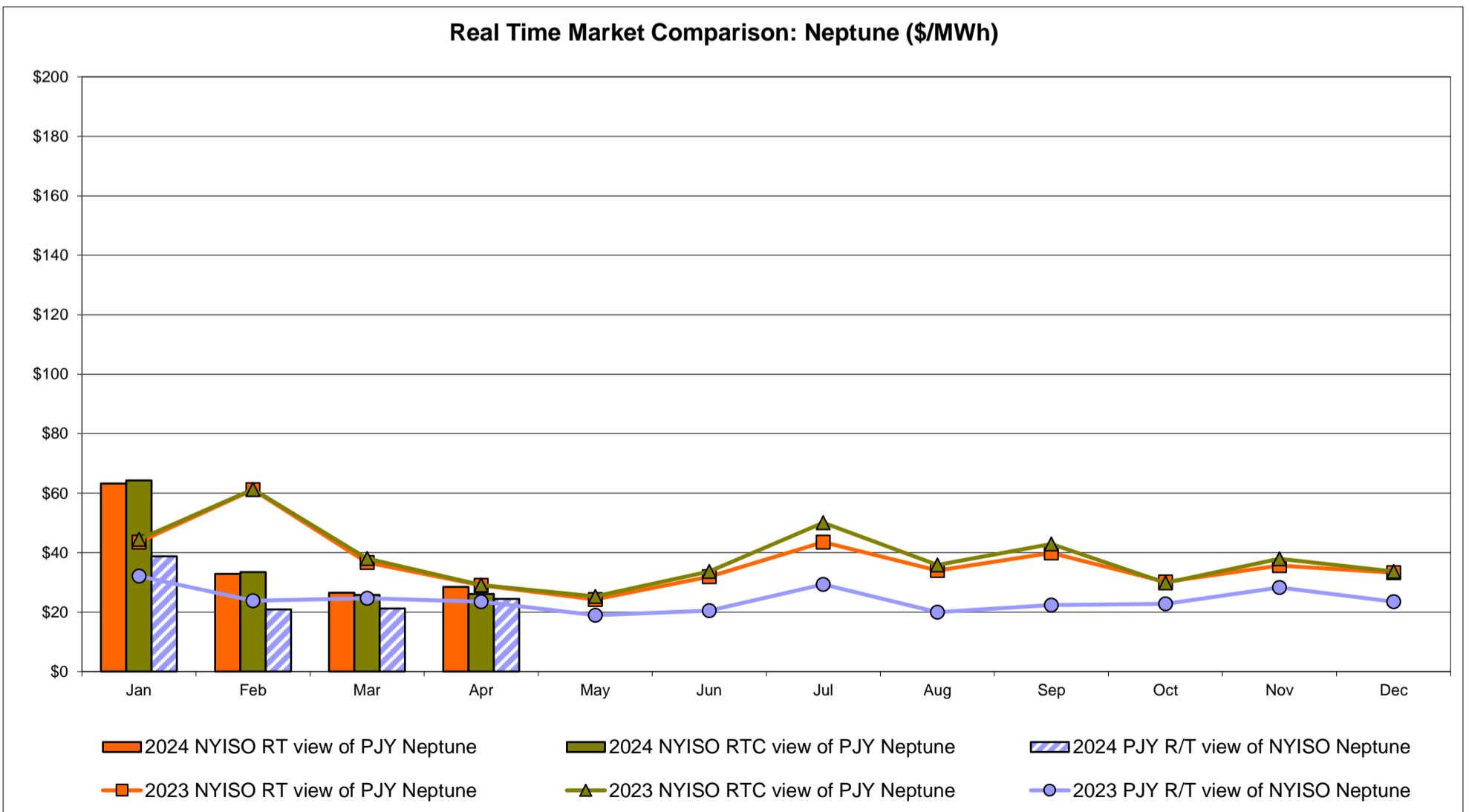
Note:  
 ISO-NE Forecast is an advisory posting @ 18:00 day before.  
 The DAM and R/T prices at the Northport 138 interface are used for ISO-NE.  
 The DAM and R/T prices at the 1385 interface are used for NYISO.

# External Controllable Line: Neptune (PJM)

### Day Ahead Market Comparison: Neptune (\$/MWh)

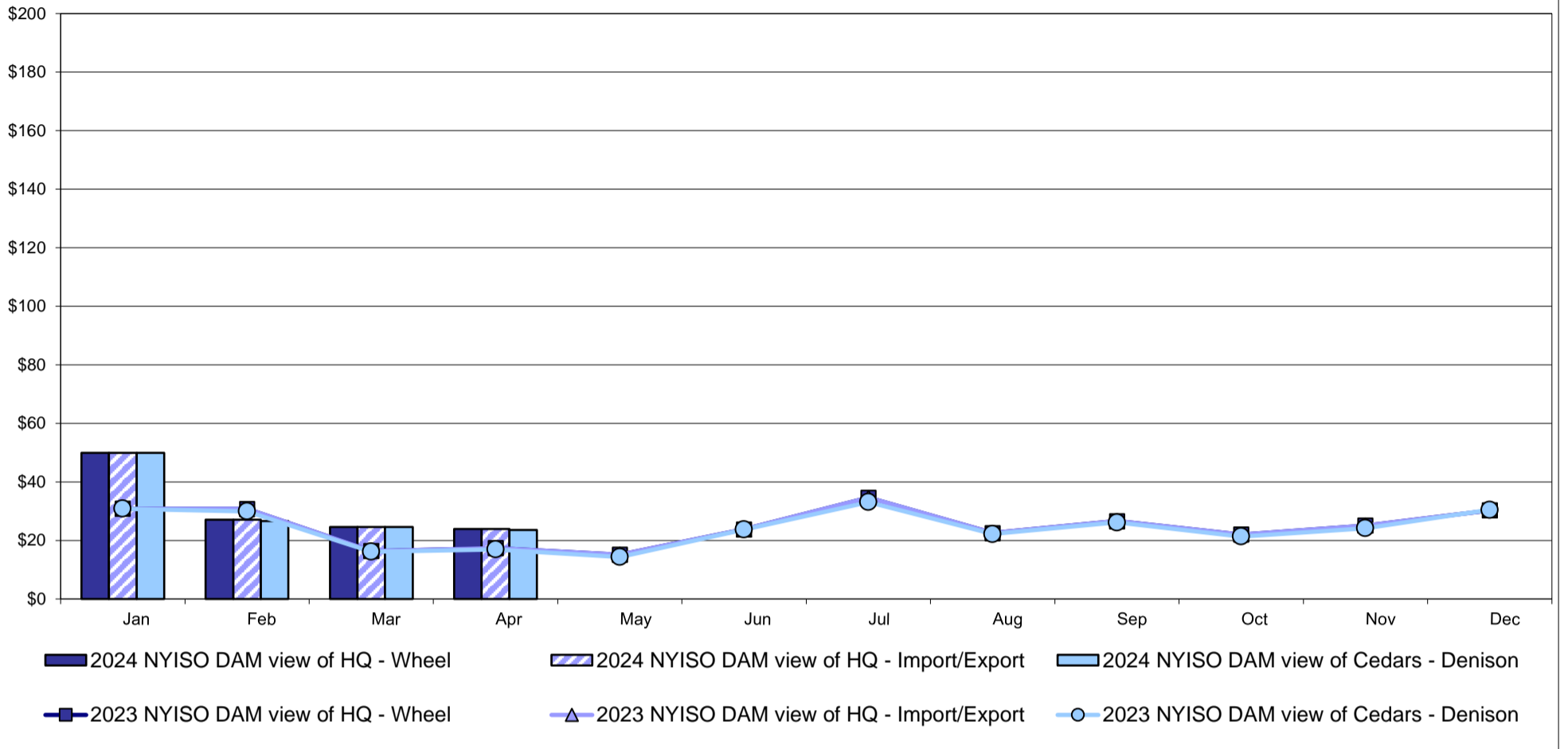


### Real Time Market Comparison: Neptune (\$/MWh)

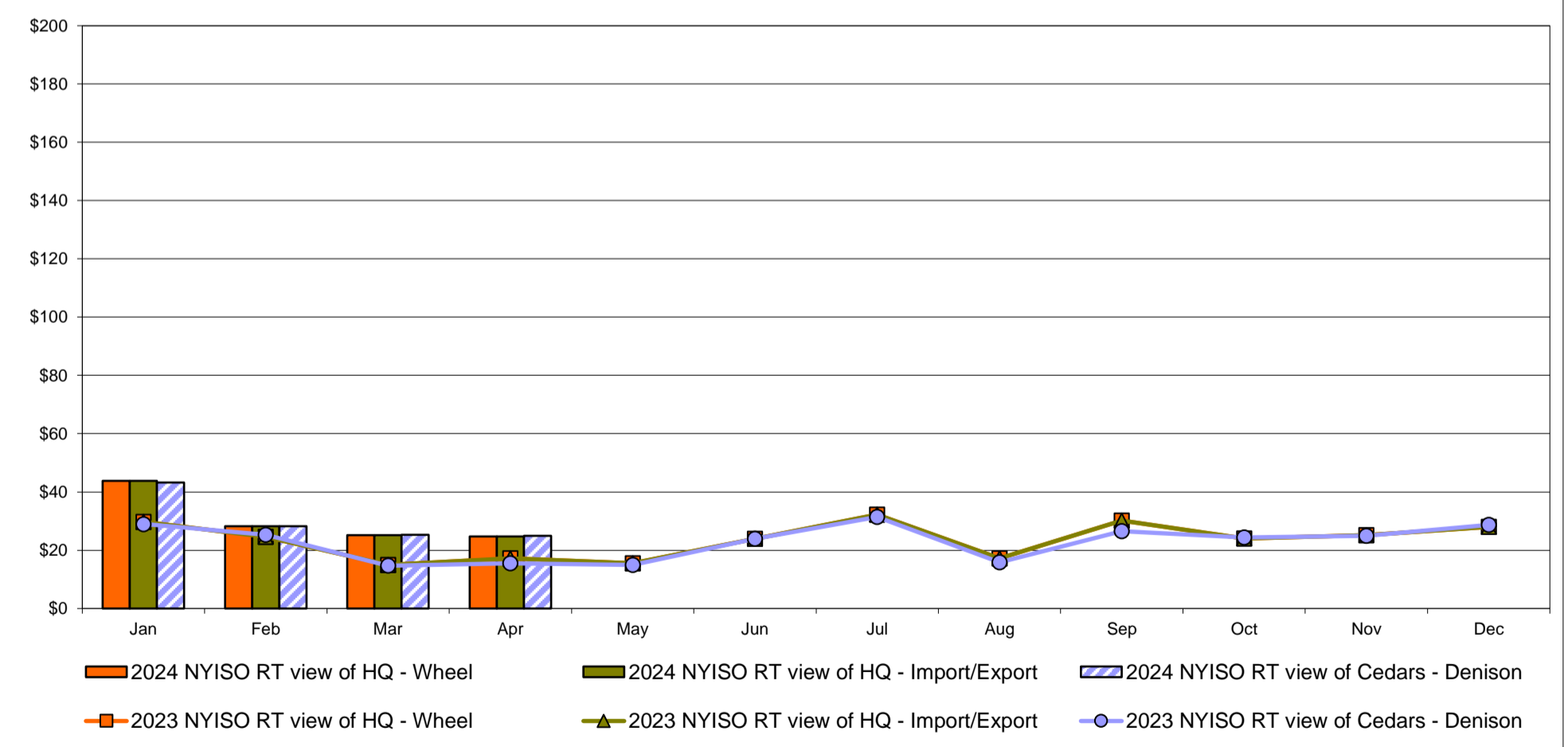


# External Comparison Hydro-Quebec

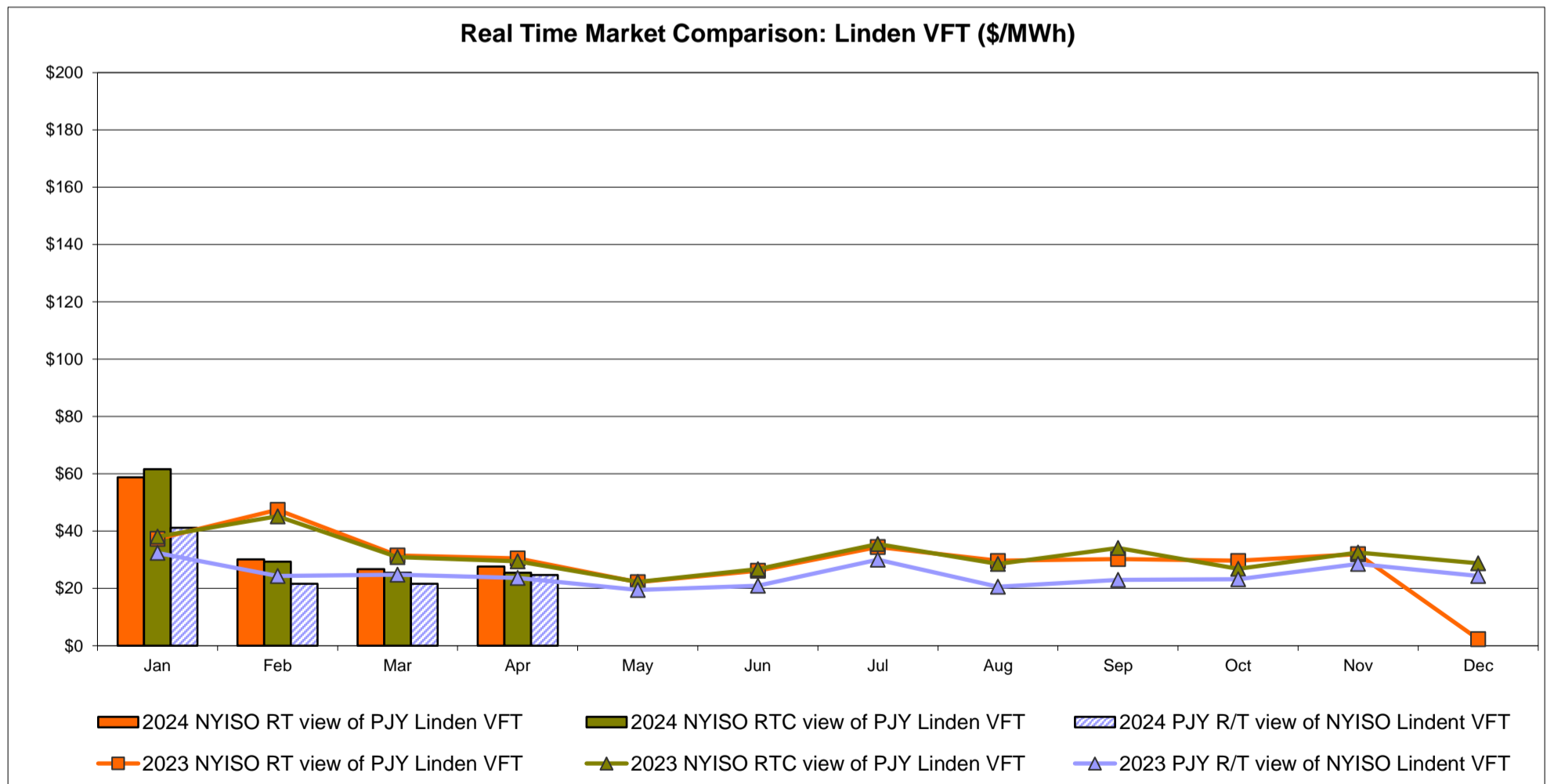
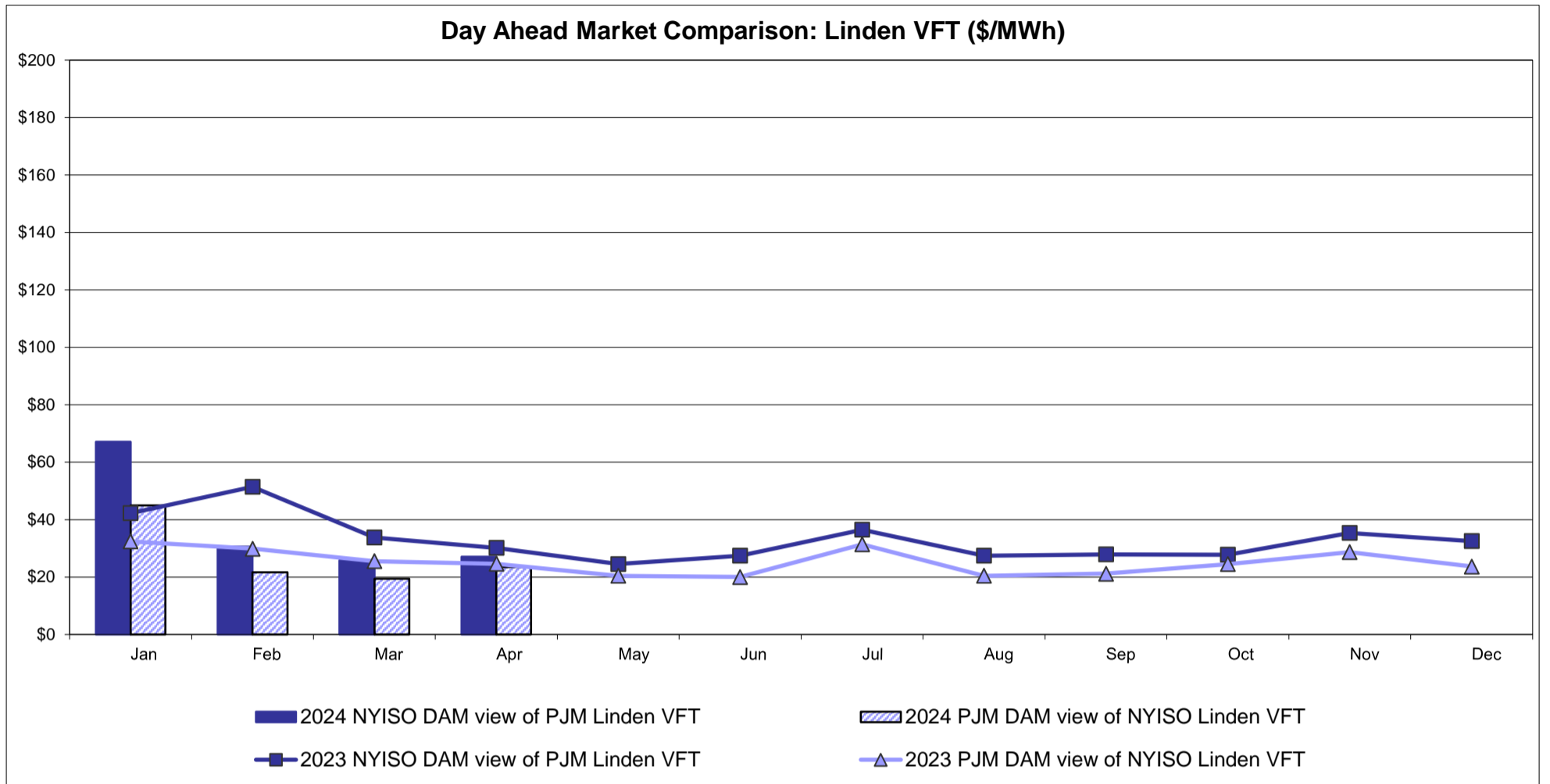
## Day Ahead Market External Zone Comparison - HQ (\$/MWh)



## Real Time Market External Zone Comparison - HQ (\$/MWh)

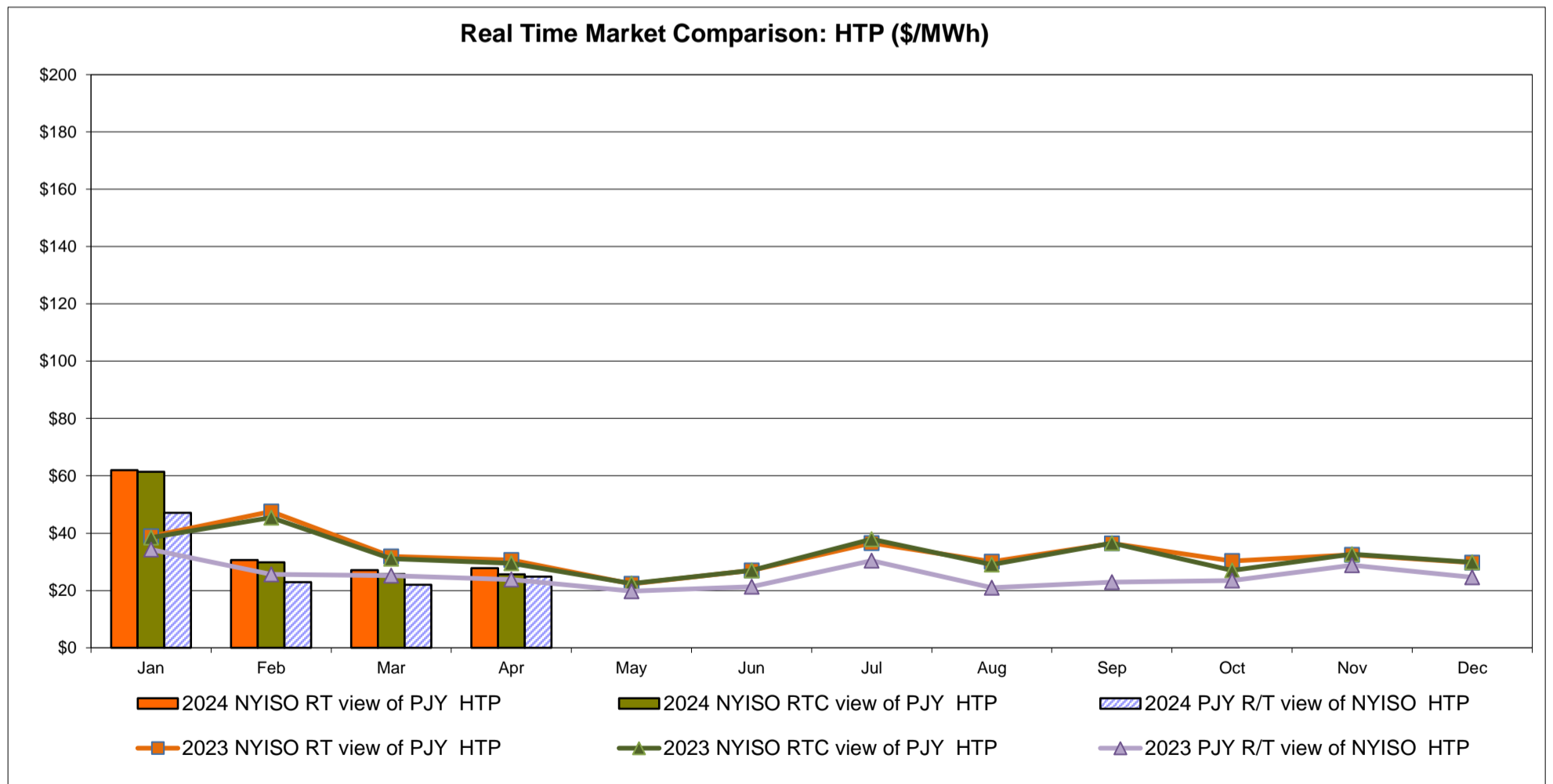
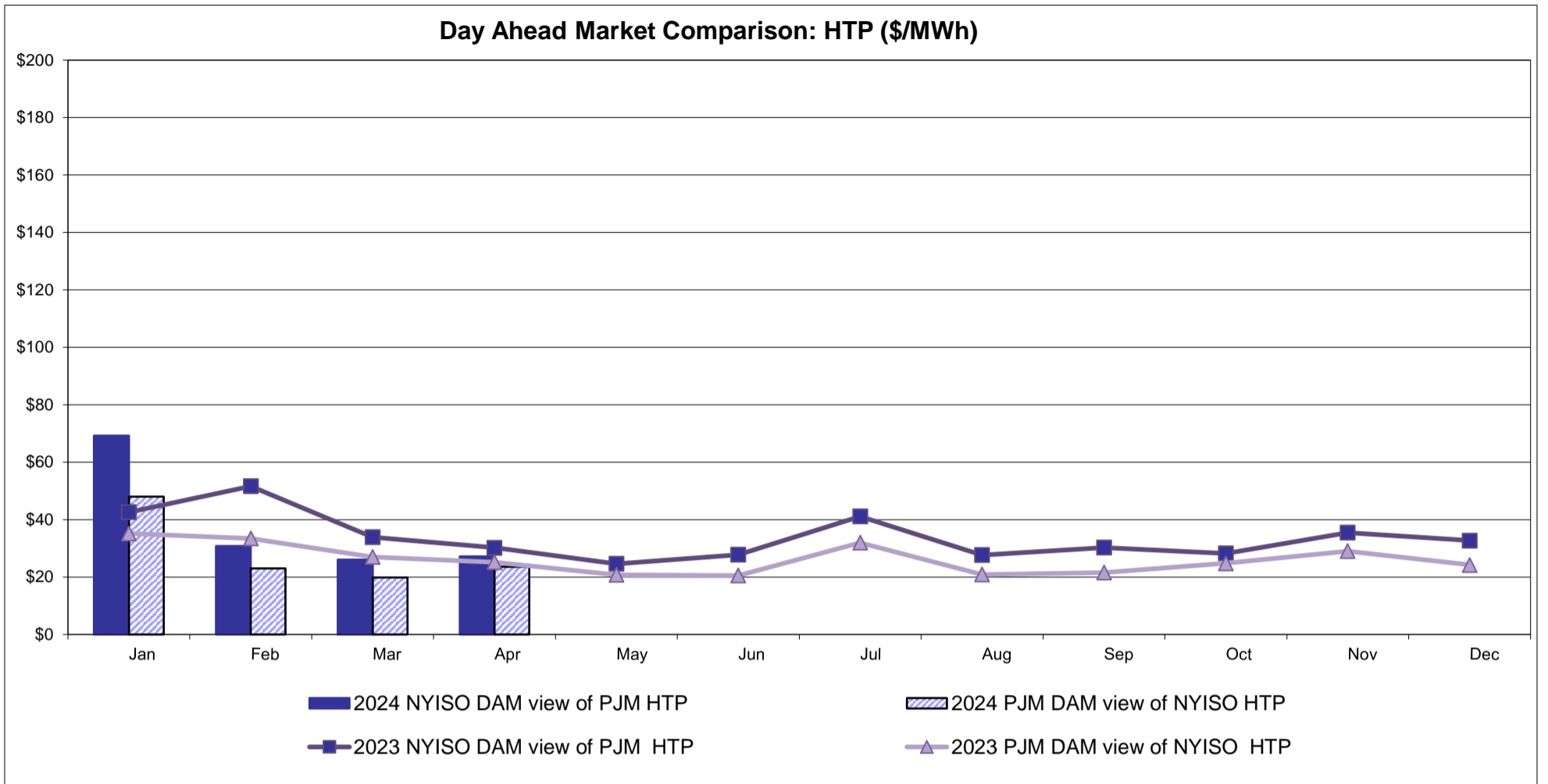


# External Controllable Line: Linden VFT (PJM)





# External Controllable Line: Hudson (PJM)

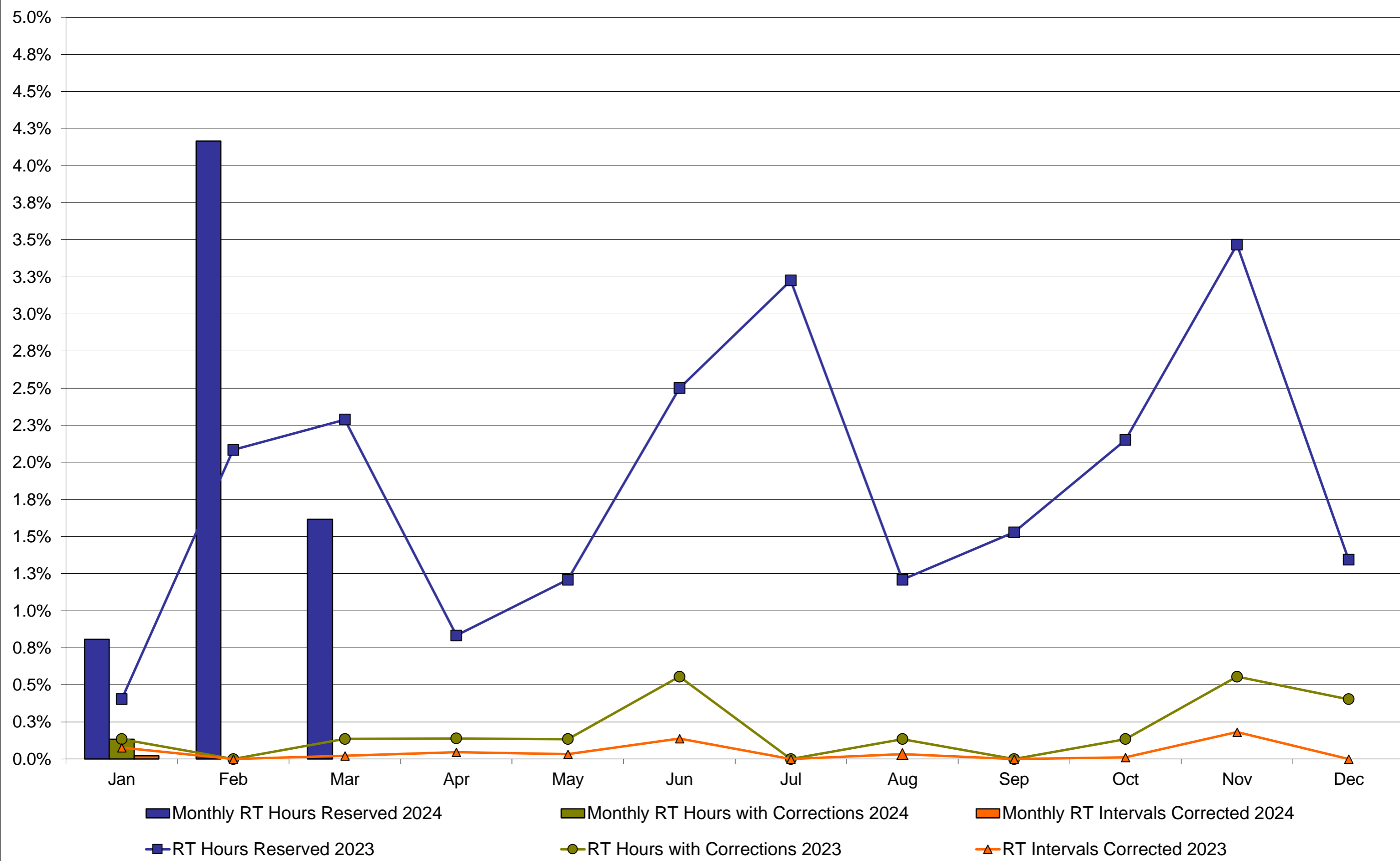


### NYISO Real Time Price Correction Statistics

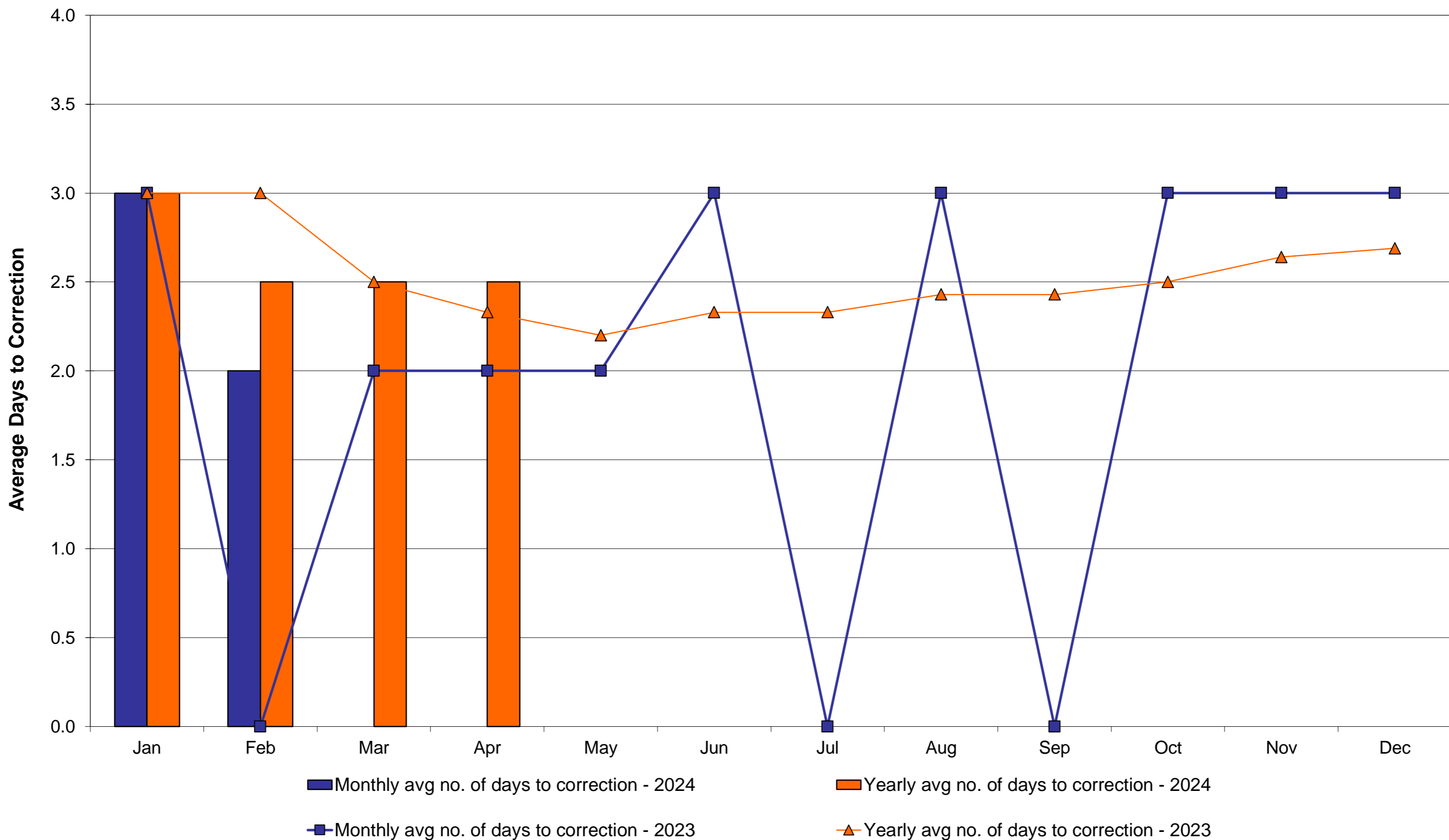
| <b>2024</b>                       |              | <u>January</u> | <u>February</u> | <u>March</u> | <u>April</u> | <u>May</u> | <u>June</u> | <u>July</u> | <u>August</u> | <u>September</u> | <u>October</u> | <u>November</u> | <u>December</u> |
|-----------------------------------|--------------|----------------|-----------------|--------------|--------------|------------|-------------|-------------|---------------|------------------|----------------|-----------------|-----------------|
| <b>Hour Corrections</b>           |              |                |                 |              |              |            |             |             |               |                  |                |                 |                 |
| Number of hours with corrections  | in the month | 1              | 0               | 0            | 0            |            |             |             |               |                  |                |                 |                 |
| Number of hours                   | in the month | 744            | 696             | 743          | 720          |            |             |             |               |                  |                |                 |                 |
| % of hours with corrections       | in the month | 0.13%          | 0.00%           | 0.00%        | 0.00%        |            |             |             |               |                  |                |                 |                 |
| % of hours with corrections       | year-to-date | 0.13%          | 0.07%           | 0.05%        | 0.03%        |            |             |             |               |                  |                |                 |                 |
| <b>Interval Corrections</b>       |              |                |                 |              |              |            |             |             |               |                  |                |                 |                 |
| Number of intervals corrected     | in the month | 2              | 0               | 0            | 0            |            |             |             |               |                  |                |                 |                 |
| Number of intervals               | in the month | 9,093          | 8,515           | 9,054        | 8,803        |            |             |             |               |                  |                |                 |                 |
| % of intervals corrected          | in the month | 0.02%          | 0.00%           | 0.00%        | 0.00%        |            |             |             |               |                  |                |                 |                 |
| % of intervals corrected          | year-to-date | 0.02%          | 0.01%           | 0.01%        | 0.01%        |            |             |             |               |                  |                |                 |                 |
| <b>Hours Reserved</b>             |              |                |                 |              |              |            |             |             |               |                  |                |                 |                 |
| Number of hours reserved          | in the month | 6              | 29              | 12           | 0            |            |             |             |               |                  |                |                 |                 |
| Number of hours                   | in the month | 744            | 696             | 743          | 720          |            |             |             |               |                  |                |                 |                 |
| % of hours reserved               | in the month | 0.81%          | 4.17%           | 1.62%        | 0.00%        |            |             |             |               |                  |                |                 |                 |
| % of hours reserved               | year-to-date | 0.81%          | 2.43%           | 2.15%        | 1.62%        |            |             |             |               |                  |                |                 |                 |
| <b>Days to Correction *</b>       |              |                |                 |              |              |            |             |             |               |                  |                |                 |                 |
| Avg. number of days to correction | in the month | 3.00           | 2.00            | 0.00         | 0.00         |            |             |             |               |                  |                |                 |                 |
| Avg. number of days to correction | year-to-date | 3.00           | 2.50            | 2.50         | 2.50         |            |             |             |               |                  |                |                 |                 |
| <b>Days Without Corrections</b>   |              |                |                 |              |              |            |             |             |               |                  |                |                 |                 |
| Days without corrections          | in the month | 30             | 29              | 31           | 30           |            |             |             |               |                  |                |                 |                 |
| Days without corrections          | year-to-date | 30             | 59              | 90           | 120          |            |             |             |               |                  |                |                 |                 |
| <b>2023</b>                       |              | <u>January</u> | <u>February</u> | <u>March</u> | <u>April</u> | <u>May</u> | <u>June</u> | <u>July</u> | <u>August</u> | <u>September</u> | <u>October</u> | <u>November</u> | <u>December</u> |
| <b>Hour Corrections</b>           |              |                |                 |              |              |            |             |             |               |                  |                |                 |                 |
| Number of hours with corrections  | in the month | 1              | 0               | 1            | 1            | 1          | 4           | 0           | 1             | 0                | 1              | 4               | 3               |
| Number of hours                   | in the month | 744            | 672             | 743          | 720          | 744        | 720         | 744         | 744           | 720              | 744            | 721             | 744             |
| % of hours with corrections       | in the month | 0.13%          | 0.00%           | 0.13%        | 0.14%        | 0.13%      | 0.56%       | 0.00%       | 0.13%         | 0.00%            | 0.13%          | 0.55%           | 0.40%           |
| % of hours with corrections       | year-to-date | 0.13%          | 0.07%           | 0.09%        | 0.10%        | 0.11%      | 0.18%       | 0.16%       | 0.15%         | 0.14%            | 0.14%          | 0.17%           | 0.19%           |
| <b>Interval Corrections</b>       |              |                |                 |              |              |            |             |             |               |                  |                |                 |                 |
| Number of intervals corrected     | in the month | 7              | 0               | 2            | 4            | 3          | 12          | 0           | 3             | 0                | 1              | 16              | 0               |
| Number of intervals               | in the month | 9,082          | 8,373           | 9,171        | 8,890        | 9,160      | 8,733       | 9,085       | 9,107         | 8,790            | 9,069          | 8,804           | 295             |
| % of intervals corrected          | in the month | 0.08%          | 0.00%           | 0.02%        | 0.04%        | 0.03%      | 0.14%       | 0.00%       | 0.03%         | 0.00%            | 0.01%          | 0.18%           | 0.00%           |
| % of intervals corrected          | year-to-date | 0.08%          | 0.04%           | 0.03%        | 0.04%        | 0.04%      | 0.05%       | 0.04%       | 0.04%         | 0.04%            | 0.04%          | 0.05%           | 0.05%           |
| <b>Hours Reserved</b>             |              |                |                 |              |              |            |             |             |               |                  |                |                 |                 |
| Number of hours reserved          | in the month | 3              | 14              | 17           | 6            | 9          | 18          | 24          | 9             | 11               | 16             | 25              | 10              |
| Number of hours                   | in the month | 744            | 672             | 743          | 720          | 744        | 720         | 744         | 744           | 720              | 744            | 721             | 744             |
| % of hours reserved               | in the month | 0.40%          | 2.08%           | 2.29%        | 0.83%        | 1.21%      | 2.50%       | 3.23%       | 1.21%         | 1.53%            | 2.15%          | 3.47%           | 1.34%           |
| % of hours reserved               | year-to-date | 0.40%          | 1.20%           | 1.57%        | 1.39%        | 1.35%      | 1.54%       | 1.79%       | 1.71%         | 1.69%            | 1.74%          | 1.90%           | 1.85%           |
| <b>Days to Correction *</b>       |              |                |                 |              |              |            |             |             |               |                  |                |                 |                 |
| Avg. number of days to correction | in the month | 3.00           | 0.00            | 2.00         | 2.00         | 2.00       | 3.00        | 0.00        | 3.00          | 0.00             | 3.00           | 3.00            | 3.00            |
| Avg. number of days to correction | year-to-date | 3.00           | 3.00            | 2.50         | 2.33         | 2.20       | 2.33        | 2.33        | 2.43          | 2.43             | 2.50           | 2.64            | 2.69            |
| <b>Days Without Corrections</b>   |              |                |                 |              |              |            |             |             |               |                  |                |                 |                 |
| Days without corrections          | in the month | 30             | 28              | 30           | 29           | 29         | 29          | 31          | 30            | 30               | 30             | 27              | 1               |
| Days without corrections          | year-to-date | 30             | 58              | 88           | 117          | 146        | 175         | 206         | 236           | 266              | 296            | 323             | 324             |

\*Calendar days from reservation date; for June 2018 forward, business days from market date

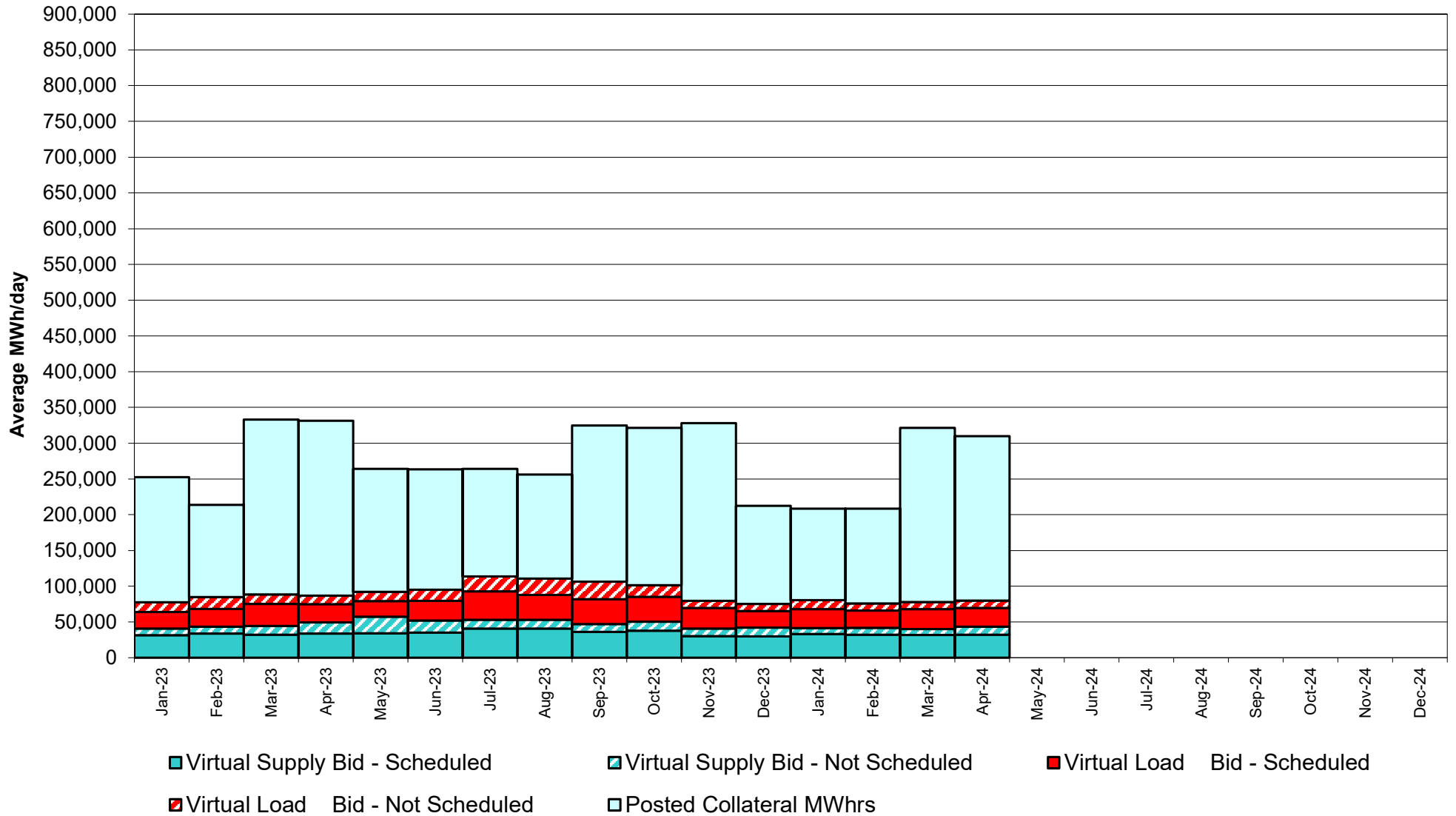
### Percentage of Real-Time Corrections



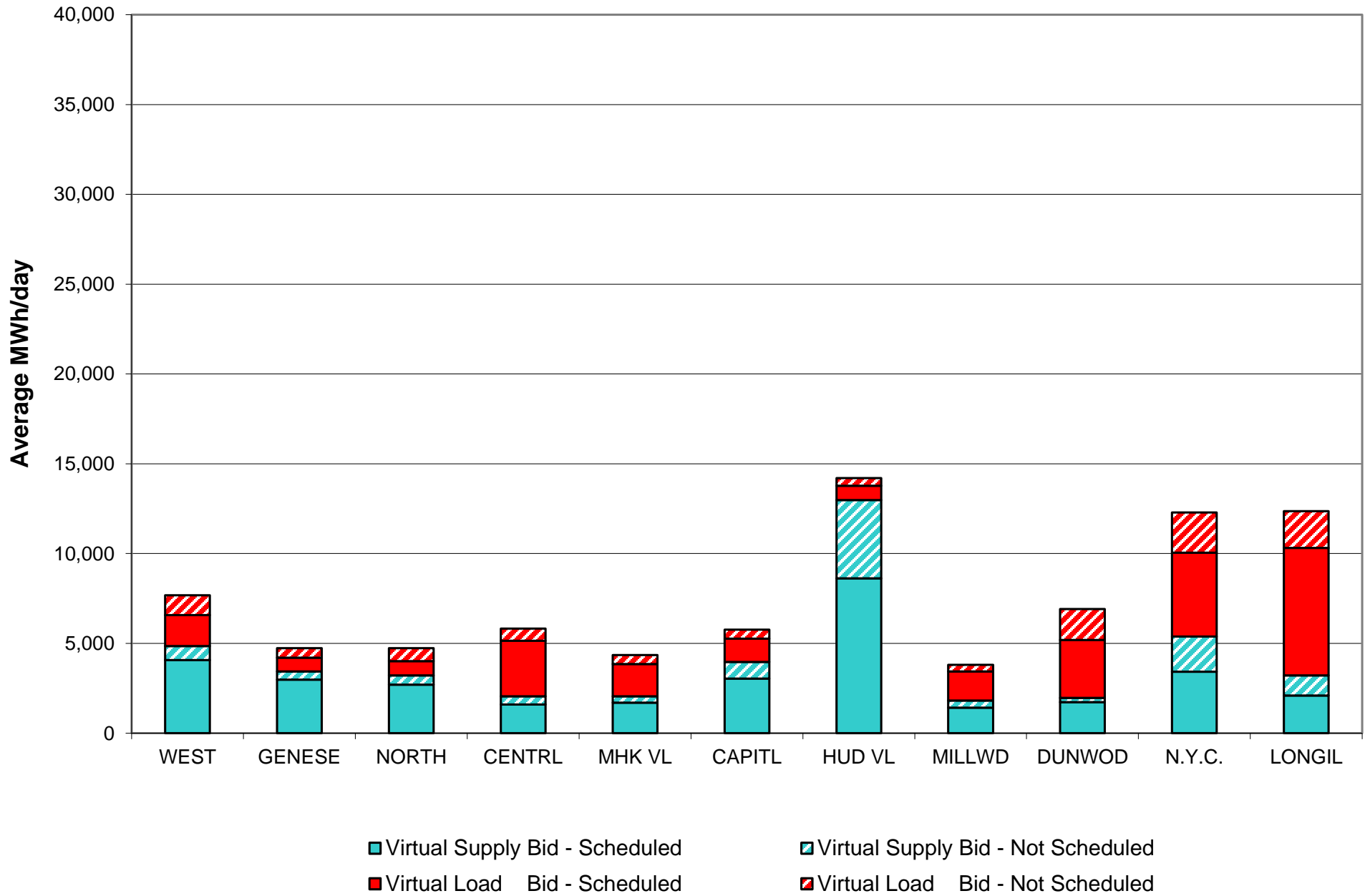
### Annual average time period for making Price Corrections (from reservation date) \*



## NYISO Virtual Trading Average MWh per day



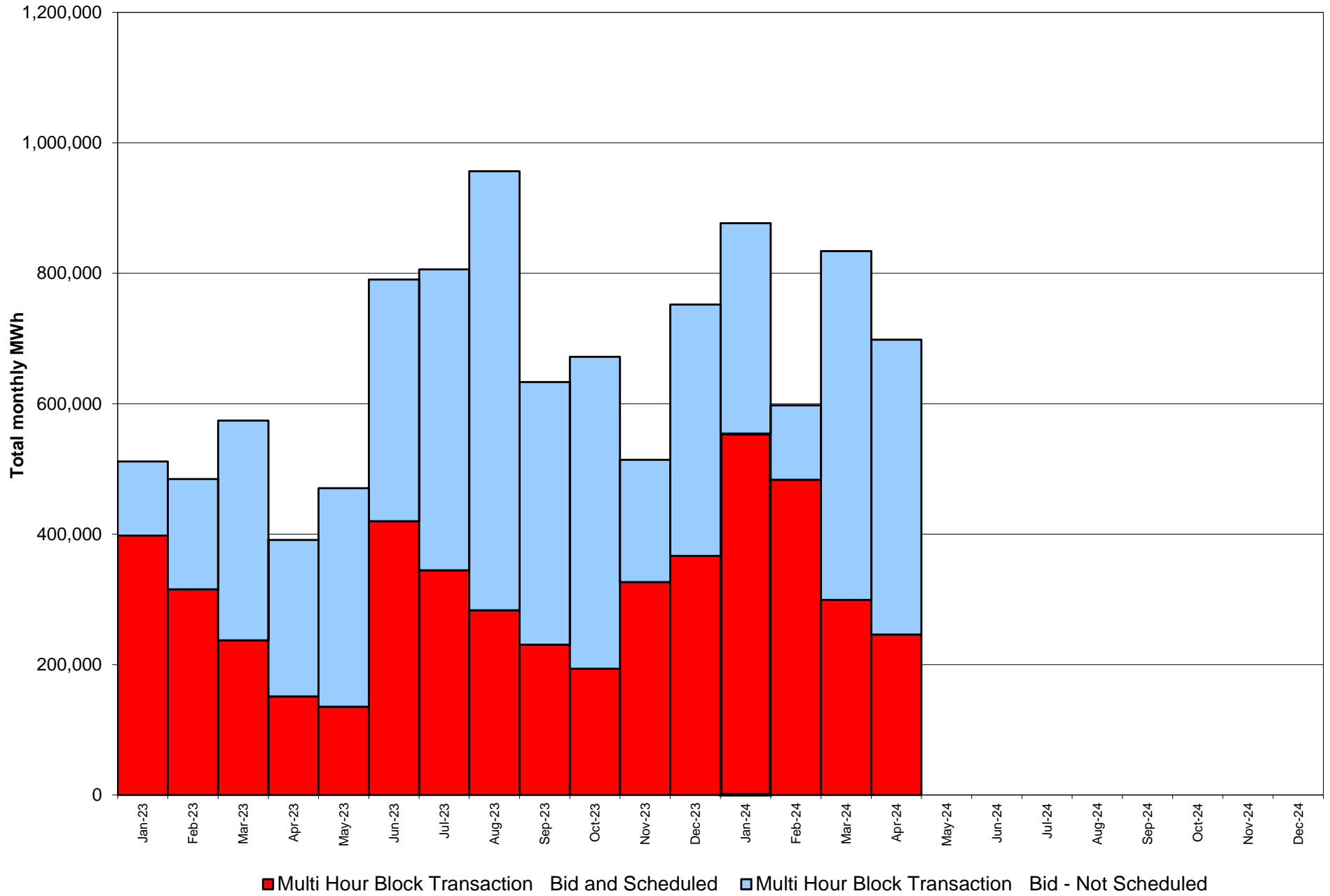
## Virtual Load and Supply Zonal Statistics through April 30, 2024



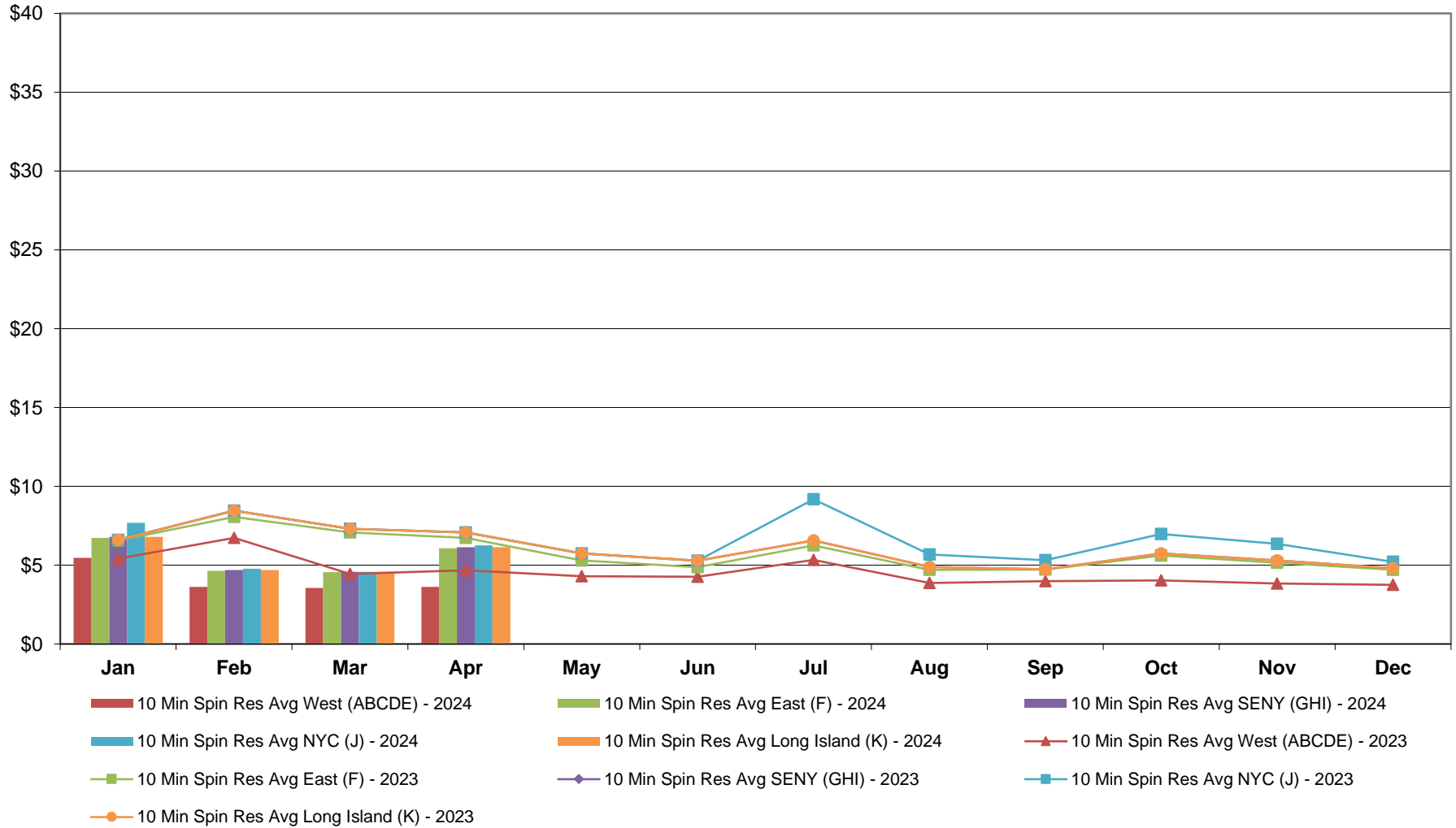
**Virtual Load and Supply Zonal Statistics (Average MWh/day) - 2024**

|               |        | Virtual Load Bid |               | Virtual Supply Bid |               |               |        | Virtual Load Bid |               | Virtual Supply Bid |               |               |        | Virtual Load Bid |               | Virtual Supply Bid |               |
|---------------|--------|------------------|---------------|--------------------|---------------|---------------|--------|------------------|---------------|--------------------|---------------|---------------|--------|------------------|---------------|--------------------|---------------|
| Zone          | Date   | Scheduled        | Not Scheduled | Scheduled          | Not Scheduled | Zone          | Date   | Scheduled        | Not Scheduled | Scheduled          | Not Scheduled | Zone          | Date   | Scheduled        | Not Scheduled | Scheduled          | Not Scheduled |
| <b>WEST</b>   | Jan-24 | 1,508            | 820           | 6,264              | 515           | <b>MHK VL</b> | Jan-24 | 1,177            | 528           | 1,591              | 246           | <b>DUNWOD</b> | Jan-24 | 2,823            | 1,889         | 1,591              | 286           |
|               | Feb-24 | 1,276            | 962           | 6,844              | 912           |               | Feb-24 | 2,576            | 282           | 1,502              | 336           |               | Feb-24 | 2,937            | 1,658         | 1,776              | 533           |
|               | Mar-24 | 1,515            | 875           | 6,082              | 633           |               | Mar-24 | 1,852            | 368           | 1,226              | 295           |               | Mar-24 | 3,288            | 1,655         | 1,566              | 268           |
|               | Apr-24 | 1,731            | 1,097         | 4,071              | 774           |               | Apr-24 | 1,789            | 505           | 1,699              | 360           |               | Apr-24 | 3,234            | 1,723         | 1,723              | 236           |
|               | May-24 |                  |               |                    |               |               | May-24 |                  |               |                    |               |               | May-24 |                  |               |                    |               |
|               | Jun-24 |                  |               |                    |               |               | Jun-24 |                  |               |                    |               |               | Jun-24 |                  |               |                    |               |
|               | Jul-24 |                  |               |                    |               |               | Jul-24 |                  |               |                    |               |               | Jul-24 |                  |               |                    |               |
|               | Aug-24 |                  |               |                    |               |               | Aug-24 |                  |               |                    |               |               | Aug-24 |                  |               |                    |               |
|               | Sep-24 |                  |               |                    |               |               | Sep-24 |                  |               |                    |               |               | Sep-24 |                  |               |                    |               |
|               | Oct-24 |                  |               |                    |               |               | Oct-24 |                  |               |                    |               |               | Oct-24 |                  |               |                    |               |
|               | Nov-24 |                  |               |                    |               |               | Nov-24 |                  |               |                    |               |               | Nov-24 |                  |               |                    |               |
|               | Dec-24 |                  |               |                    |               |               | Dec-24 |                  |               |                    |               |               | Dec-24 |                  |               |                    |               |
| <b>GENESE</b> | Jan-24 | 751              | 399           | 2,002              | 251           | <b>CAPITL</b> | Jan-24 | 1,679            | 1,057         | 2,022              | 1,064         | <b>N.Y.C.</b> | Jan-24 | 5,739            | 2,705         | 2,305              | 1,517         |
|               | Feb-24 | 640              | 505           | 3,026              | 347           |               | Feb-24 | 1,355            | 908           | 2,021              | 1,011         |               | Feb-24 | 5,752            | 1,873         | 2,183              | 2,402         |
|               | Mar-24 | 734              | 459           | 2,771              | 308           |               | Mar-24 | 1,216            | 556           | 2,294              | 879           |               | Mar-24 | 4,893            | 1,899         | 2,547              | 1,639         |
|               | Apr-24 | 762              | 539           | 2,980              | 458           |               | Apr-24 | 1,300            | 504           | 3,032              | 930           |               | Apr-24 | 4,659            | 2,246         | 3,429              | 1,957         |
|               | May-24 |                  |               |                    |               |               | May-24 |                  |               |                    |               |               | May-24 |                  |               |                    |               |
|               | Jun-24 |                  |               |                    |               |               | Jun-24 |                  |               |                    |               |               | Jun-24 |                  |               |                    |               |
|               | Jul-24 |                  |               |                    |               |               | Jul-24 |                  |               |                    |               |               | Jul-24 |                  |               |                    |               |
|               | Aug-24 |                  |               |                    |               |               | Aug-24 |                  |               |                    |               |               | Aug-24 |                  |               |                    |               |
|               | Sep-24 |                  |               |                    |               |               | Sep-24 |                  |               |                    |               |               | Sep-24 |                  |               |                    |               |
|               | Oct-24 |                  |               |                    |               |               | Oct-24 |                  |               |                    |               |               | Oct-24 |                  |               |                    |               |
|               | Nov-24 |                  |               |                    |               |               | Nov-24 |                  |               |                    |               |               | Nov-24 |                  |               |                    |               |
|               | Dec-24 |                  |               |                    |               |               | Dec-24 |                  |               |                    |               |               | Dec-24 |                  |               |                    |               |
| <b>NORTH</b>  | Jan-24 | 643              | 355           | 2,104              | 676           | <b>HUD VL</b> | Jan-24 | 972              | 390           | 8,908              | 1,509         | <b>LONGIL</b> | Jan-24 | 4,618            | 2,798         | 2,149              | 1,207         |
|               | Feb-24 | 629              | 422           | 2,335              | 438           |               | Feb-24 | 713              | 500           | 8,614              | 1,448         |               | Feb-24 | 4,473            | 2,588         | 2,825              | 1,707         |
|               | Mar-24 | 595              | 505           | 2,209              | 542           |               | Mar-24 | 907              | 298           | 7,325              | 1,455         |               | Mar-24 | 5,815            | 2,149         | 2,058              | 1,409         |
|               | Apr-24 | 797              | 723           | 2,704              | 510           |               | Apr-24 | 794              | 416           | 8,618              | 4,366         |               | Apr-24 | 7,097            | 2,050         | 2,101              | 1,115         |
|               | May-24 |                  |               |                    |               |               | May-24 |                  |               |                    |               |               | May-24 |                  |               |                    |               |
|               | Jun-24 |                  |               |                    |               |               | Jun-24 |                  |               |                    |               |               | Jun-24 |                  |               |                    |               |
|               | Jul-24 |                  |               |                    |               |               | Jul-24 |                  |               |                    |               |               | Jul-24 |                  |               |                    |               |
|               | Aug-24 |                  |               |                    |               |               | Aug-24 |                  |               |                    |               |               | Aug-24 |                  |               |                    |               |
|               | Sep-24 |                  |               |                    |               |               | Sep-24 |                  |               |                    |               |               | Sep-24 |                  |               |                    |               |
|               | Oct-24 |                  |               |                    |               |               | Oct-24 |                  |               |                    |               |               | Oct-24 |                  |               |                    |               |
|               | Nov-24 |                  |               |                    |               |               | Nov-24 |                  |               |                    |               |               | Nov-24 |                  |               |                    |               |
|               | Dec-24 |                  |               |                    |               |               | Dec-24 |                  |               |                    |               |               | Dec-24 |                  |               |                    |               |
| <b>CENTRL</b> | Jan-24 | 4,838            | 627           | 1,718              | 377           | <b>MILLWD</b> | Jan-24 | 1,083            | 430           | 1,402              | 426           | <b>NYISO</b>  | Jan-24 | 25,830           | 11,999        | 32,055             | 8,074         |
|               | Feb-24 | 4,694            | 515           | 1,855              | 403           |               | Feb-24 | 1,024            | 404           | 1,398              | 570           |               | Feb-24 | 26,070           | 10,617        | 34,378             | 10,108        |
|               | Mar-24 | 4,860            | 596           | 1,322              | 361           |               | Mar-24 | 1,116            | 359           | 1,325              | 532           |               | Mar-24 | 26,791           | 9,718         | 30,726             | 8,321         |
|               | Apr-24 | 3,092            | 681           | 1,603              | 449           |               | Apr-24 | 1,611            | 369           | 1,413              | 407           |               | Apr-24 | 26,867           | 10,853        | 33,370             | 11,561        |
|               | May-24 |                  |               |                    |               |               | May-24 |                  |               |                    |               |               | May-24 |                  |               |                    |               |
|               | Jun-24 |                  |               |                    |               |               | Jun-24 |                  |               |                    |               |               | Jun-24 |                  |               |                    |               |
|               | Jul-24 |                  |               |                    |               |               | Jul-24 |                  |               |                    |               |               | Jul-24 |                  |               |                    |               |
|               | Aug-24 |                  |               |                    |               |               | Aug-24 |                  |               |                    |               |               | Aug-24 |                  |               |                    |               |
|               | Sep-24 |                  |               |                    |               |               | Sep-24 |                  |               |                    |               |               | Sep-24 |                  |               |                    |               |
|               | Oct-24 |                  |               |                    |               |               | Oct-24 |                  |               |                    |               |               | Oct-24 |                  |               |                    |               |
|               | Nov-24 |                  |               |                    |               |               | Nov-24 |                  |               |                    |               |               | Nov-24 |                  |               |                    |               |
|               | Dec-24 |                  |               |                    |               |               | Dec-24 |                  |               |                    |               |               | Dec-24 |                  |               |                    |               |

## NYISO Multi Hour Block Transactions Monthly Total MWh

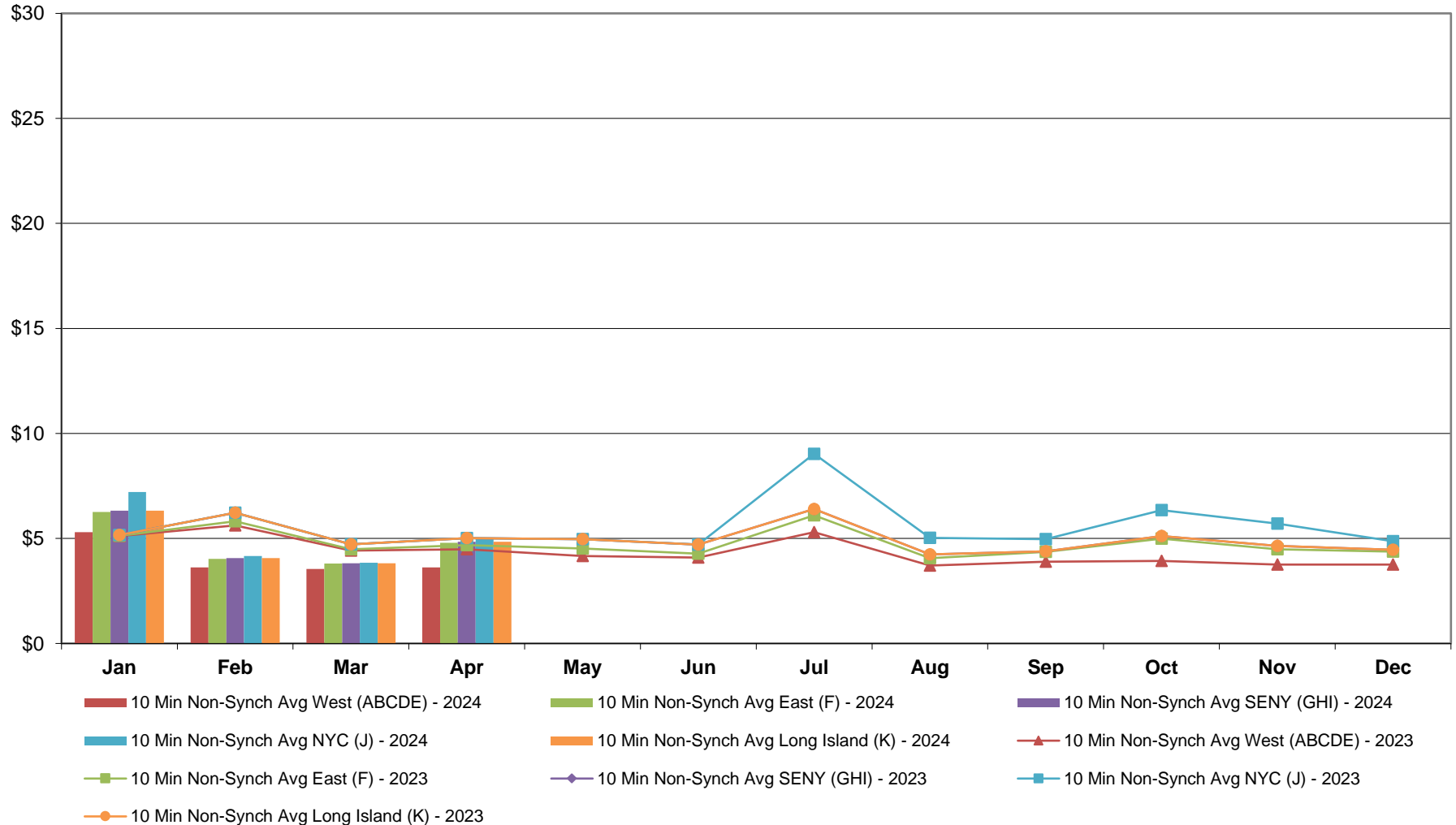


**NYISO Monthly Average Ancillary Service Prices  
Day Ahead Market - 10 Min Spin 2023 - 2024**

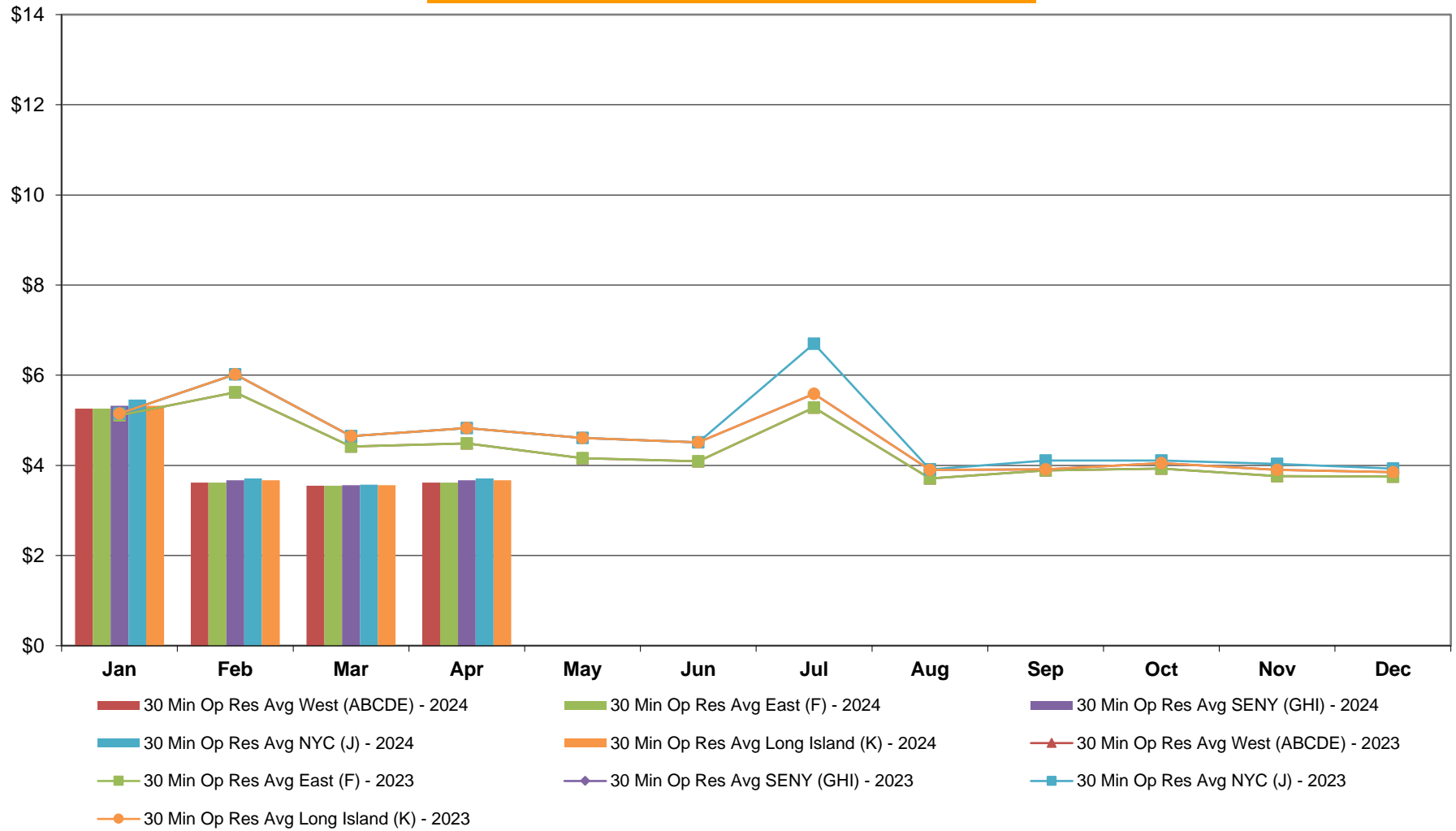




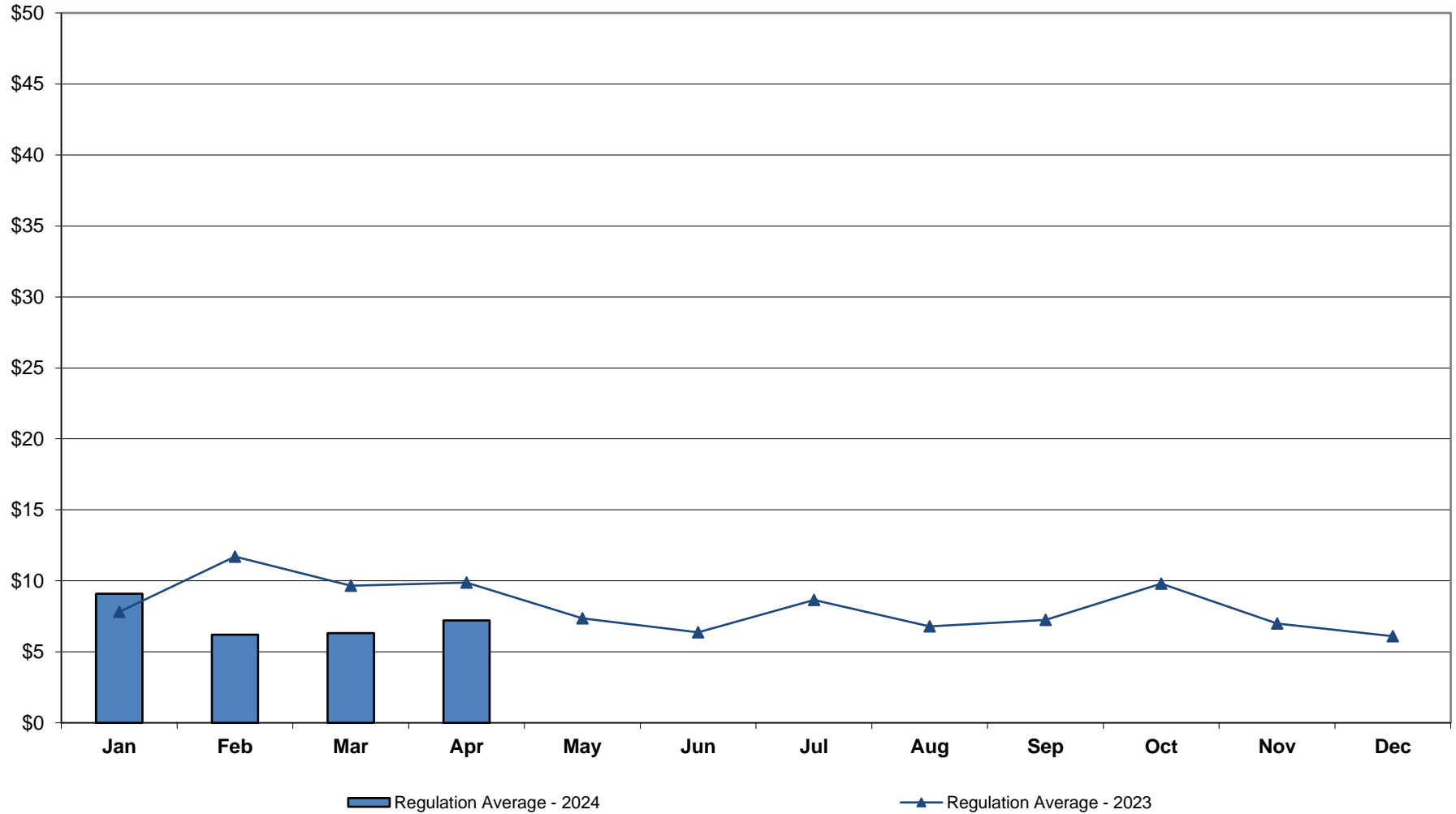
**NYISO Monthly Average Ancillary Service Prices  
Day Ahead Market - 10 Min Non-Synch 2023 - 2024**



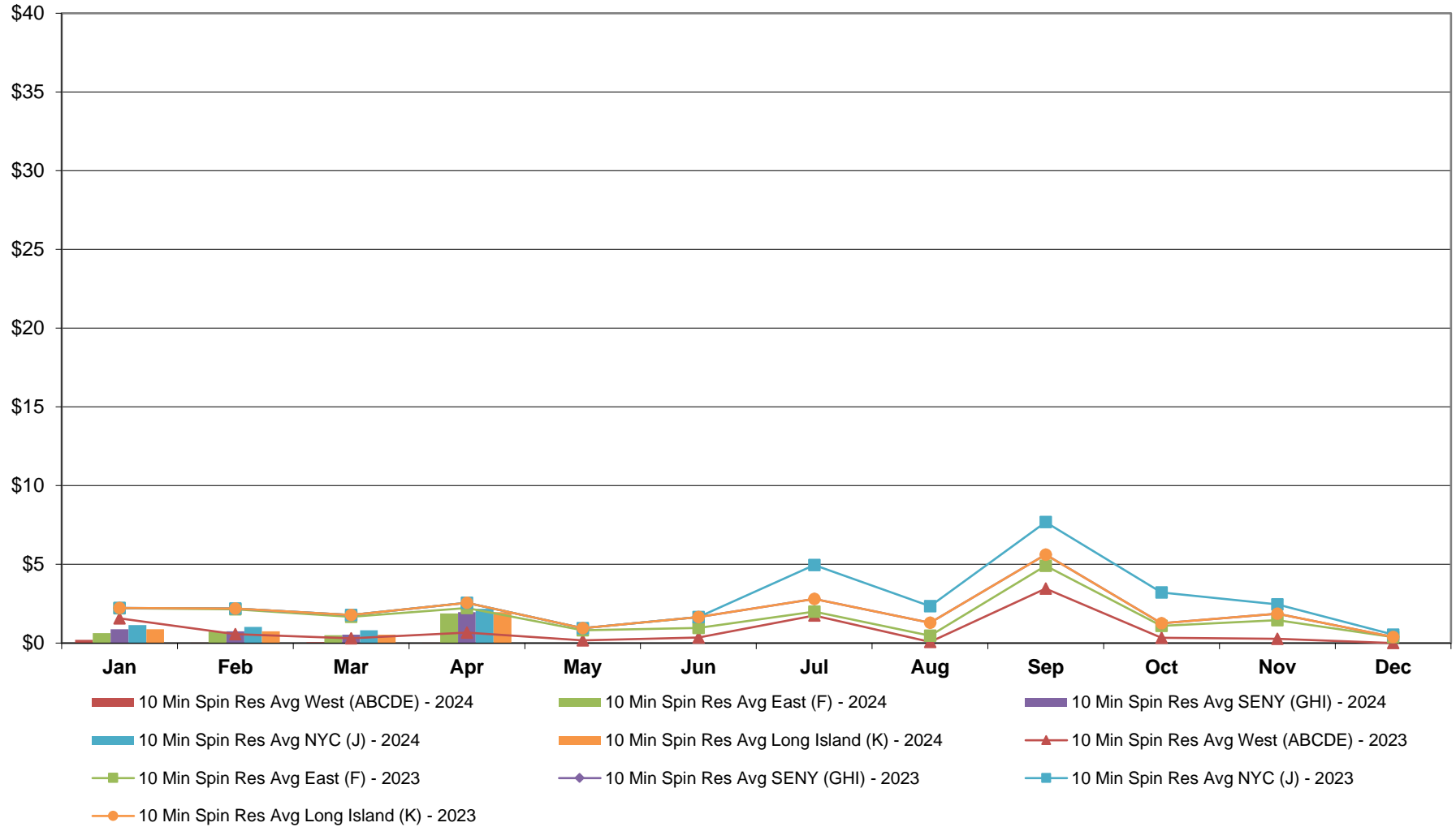
**NYISO Monthly Average Ancillary Service Prices  
Day Ahead Market - 30 Min Op Res 2023 - 2024**



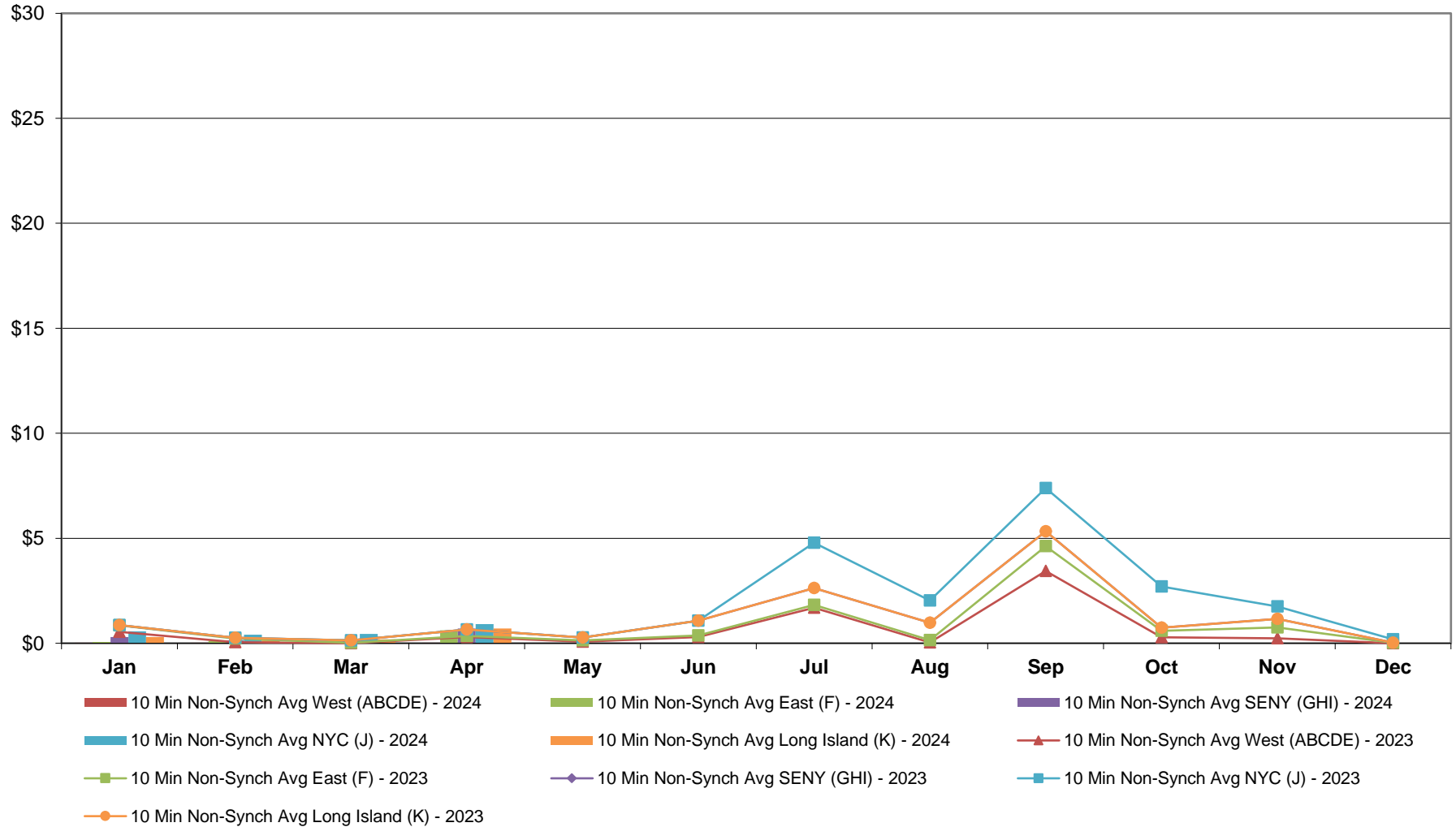
**NYISO Monthly Average Ancillary Service Prices  
Day Ahead Market - Regulation 2023 - 2024**



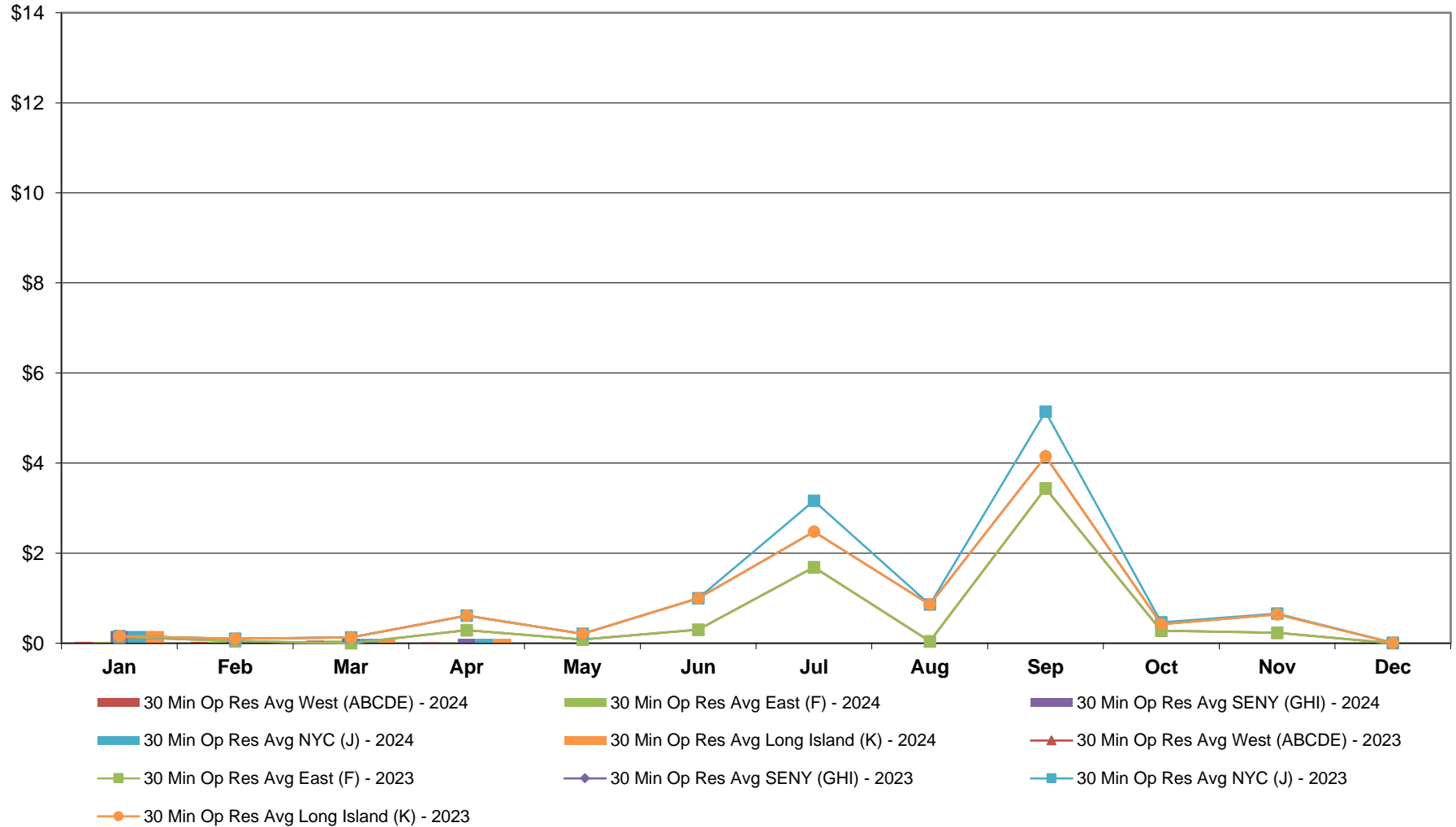
**NYISO Monthly Average Ancillary Service Prices  
RTC Market - 10 Min Spin 2023 - 2024**



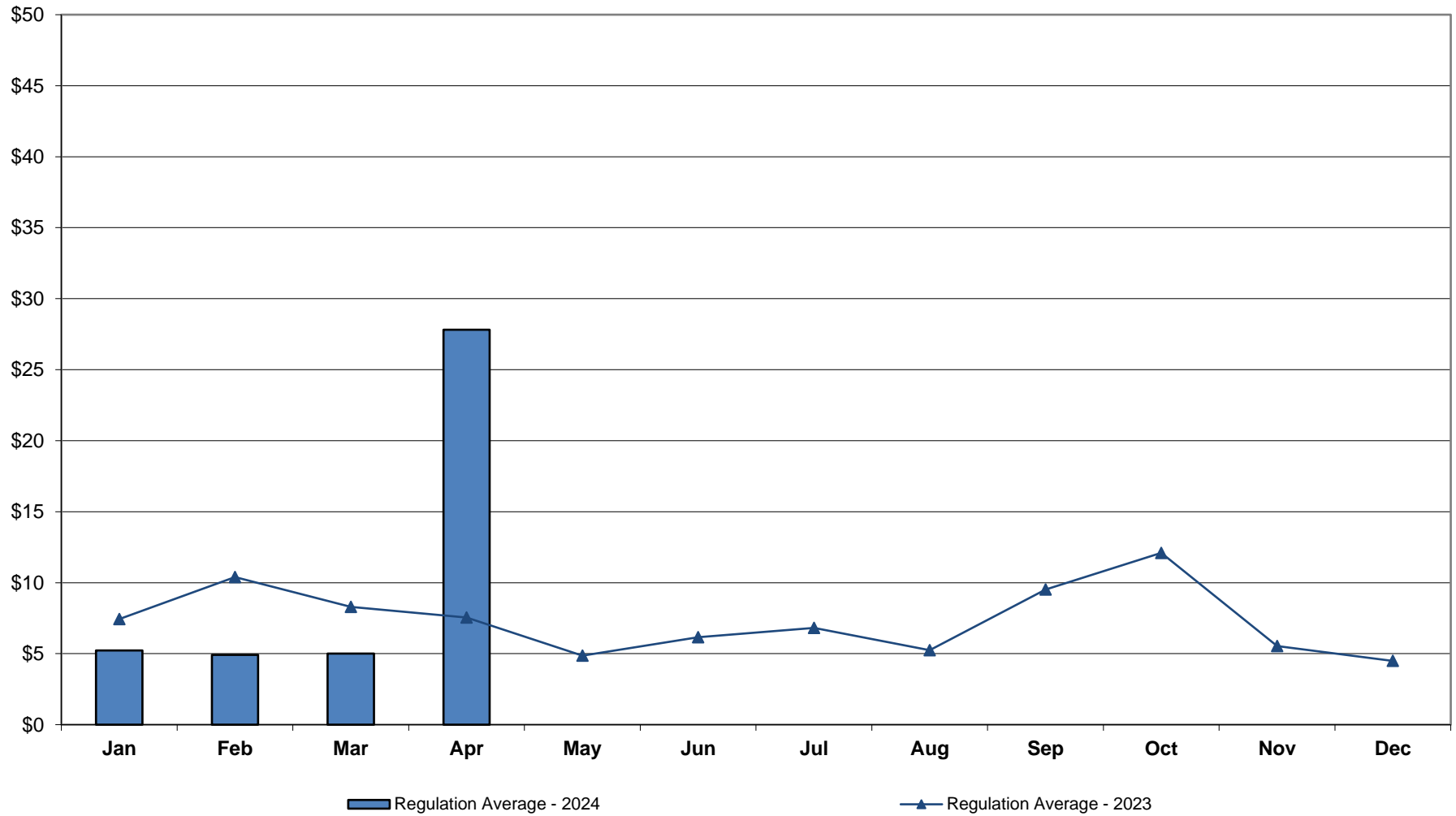
**NYISO Monthly Average Ancillary Service Prices  
RTC Market - 10 Min Non-Synch 2023 - 2024**



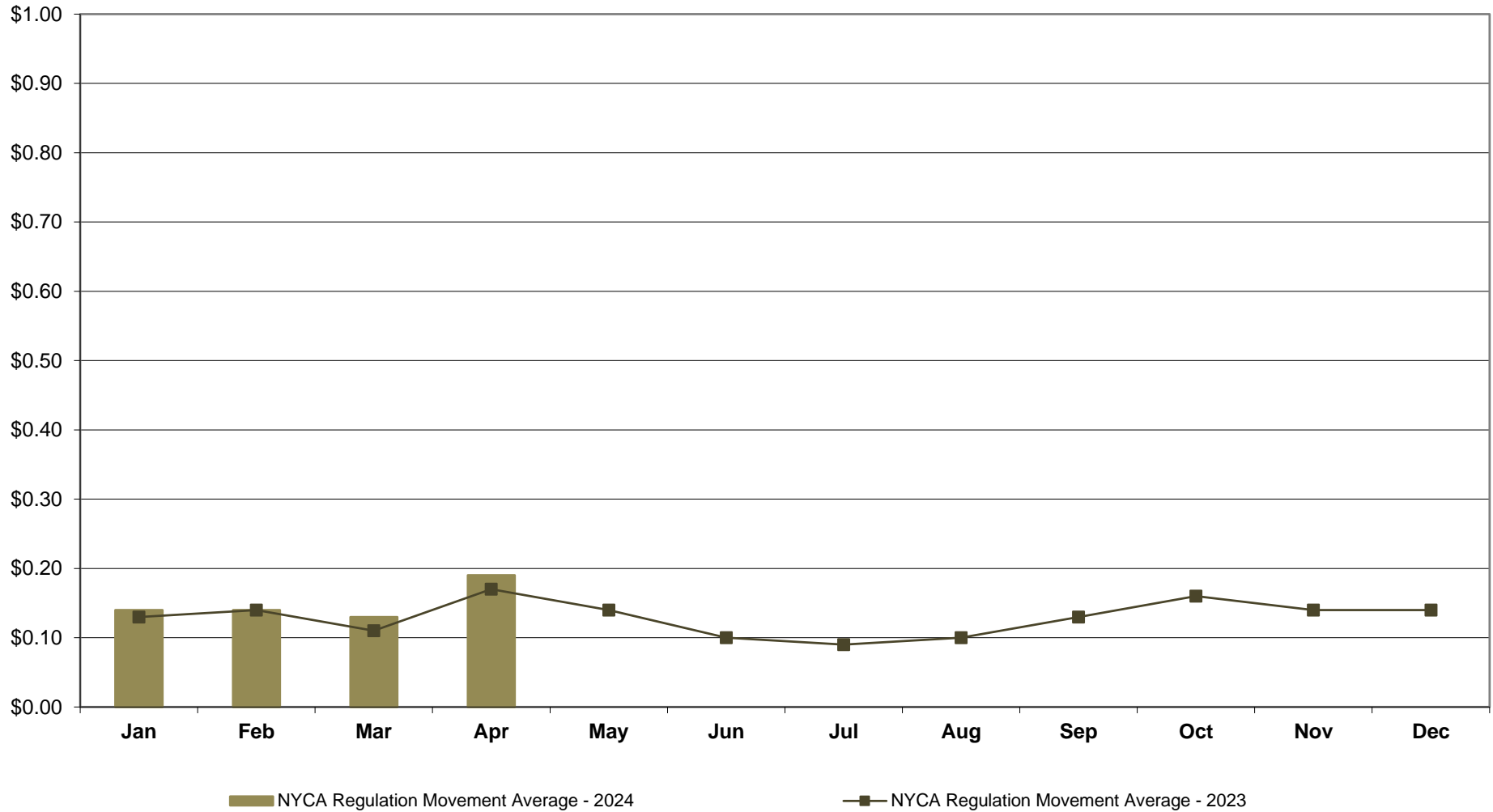
**NYISO Monthly Average Ancillary Service Prices  
RTC Market - 30 Min Op Res 2023 - 2024**



**NYISO Monthly Average Ancillary Service Prices  
RTC Market - Regulation 2023 - 2024**

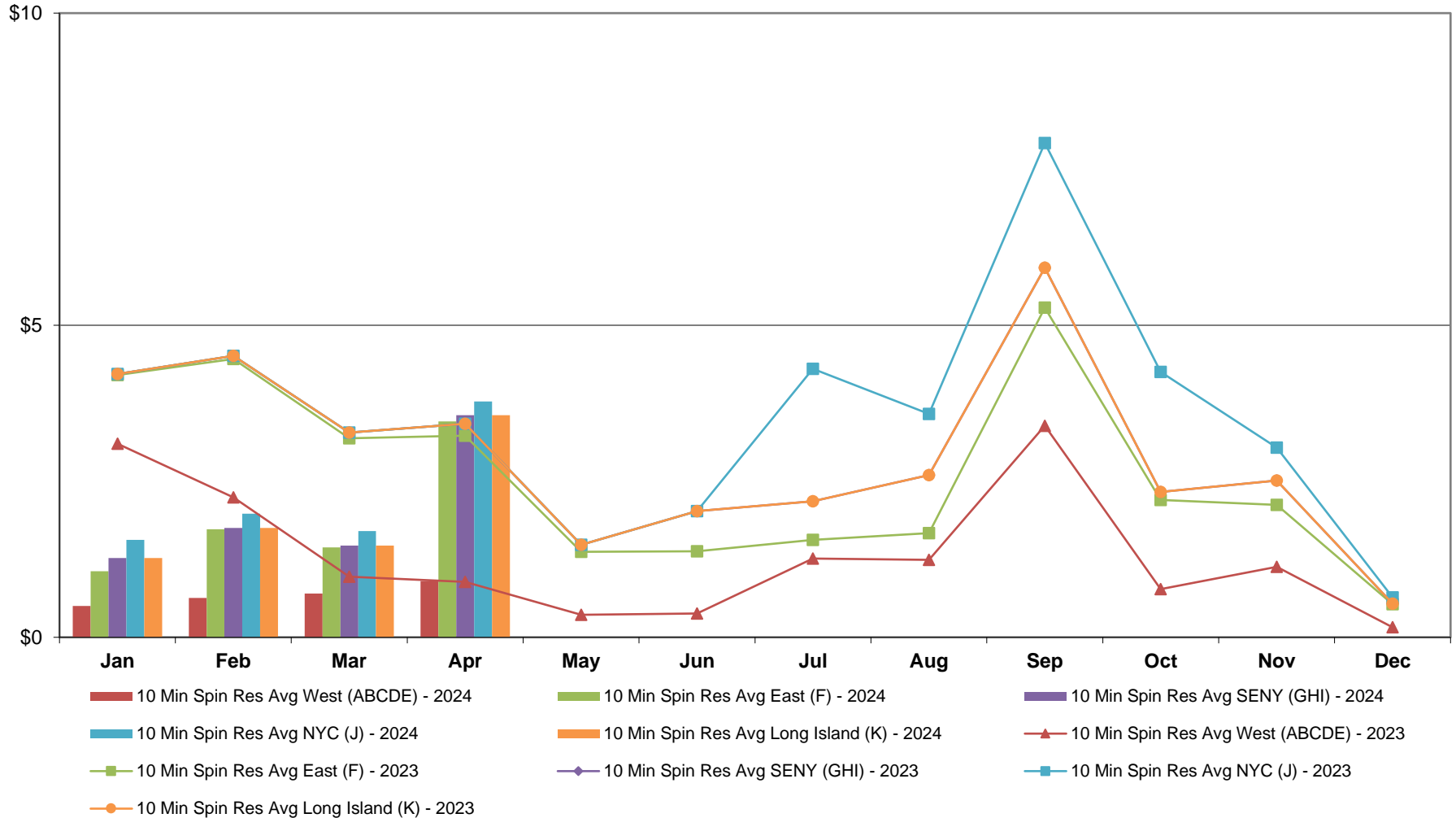


### NYISO Monthly Average Ancillary Service Prices RTC Market - Regulation Movement 2023 - 2024

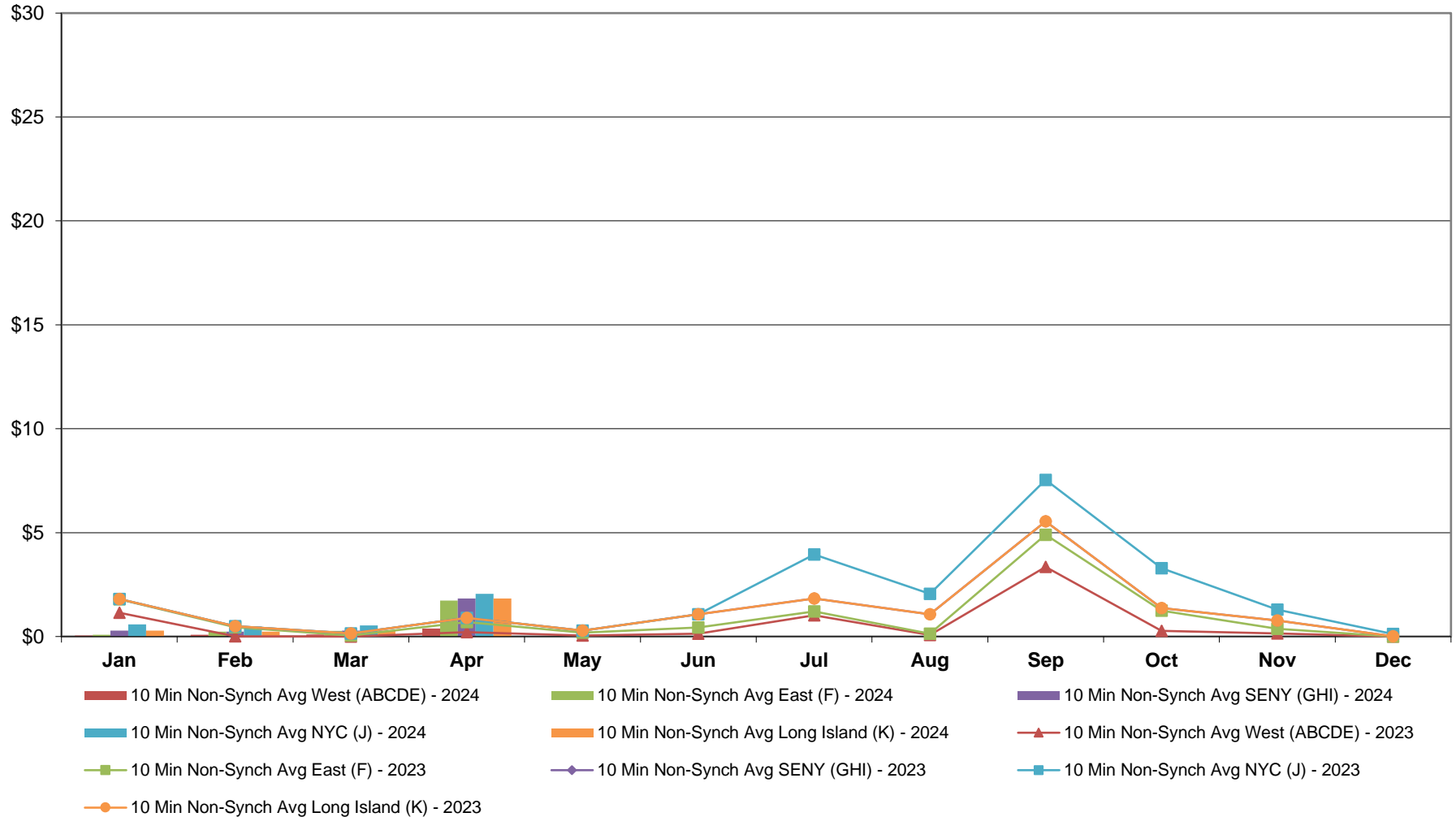




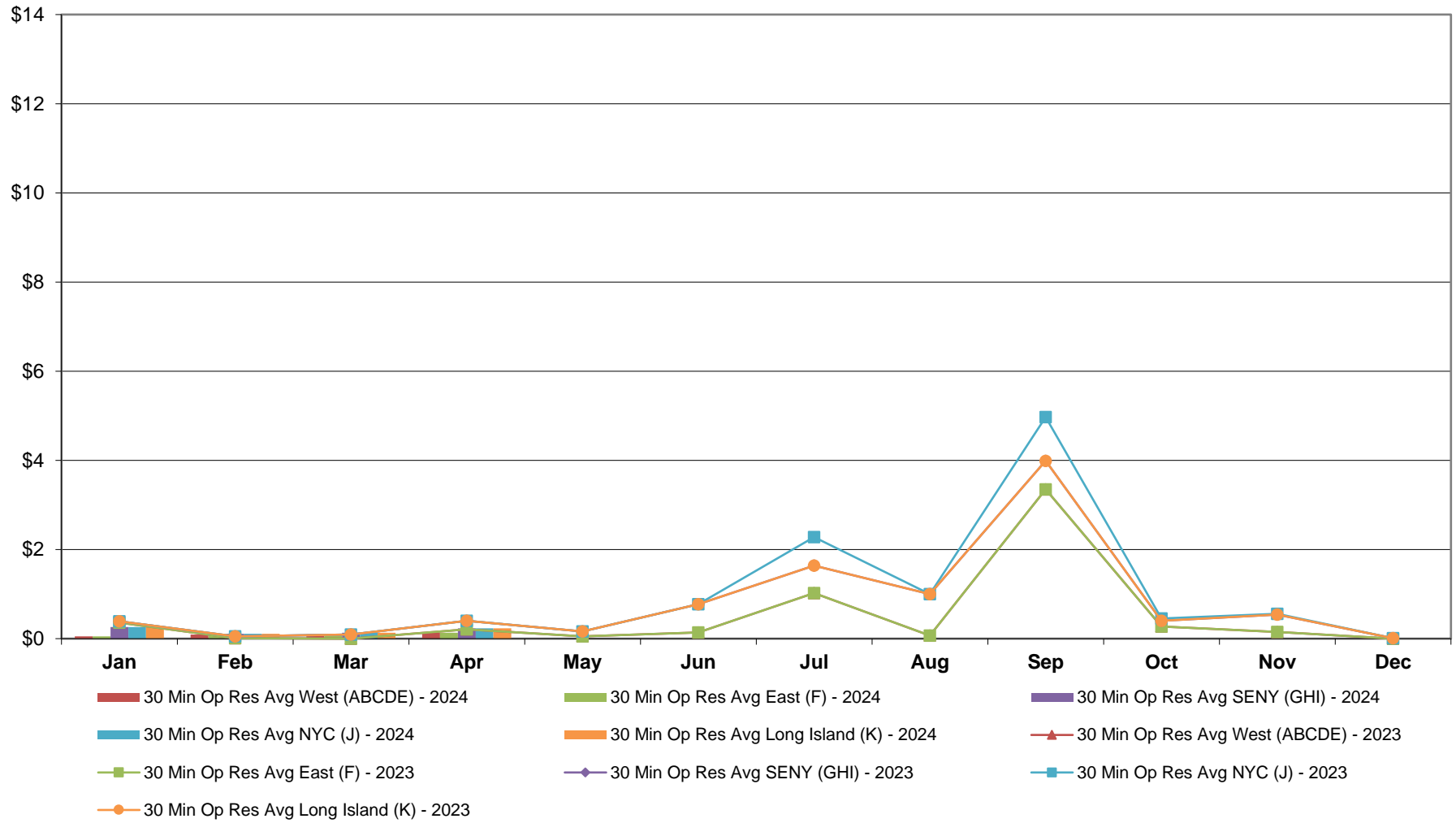
**NYISO Monthly Average Ancillary Service Prices  
Real Time Market - 10 Min Spin 2023 - 2024**



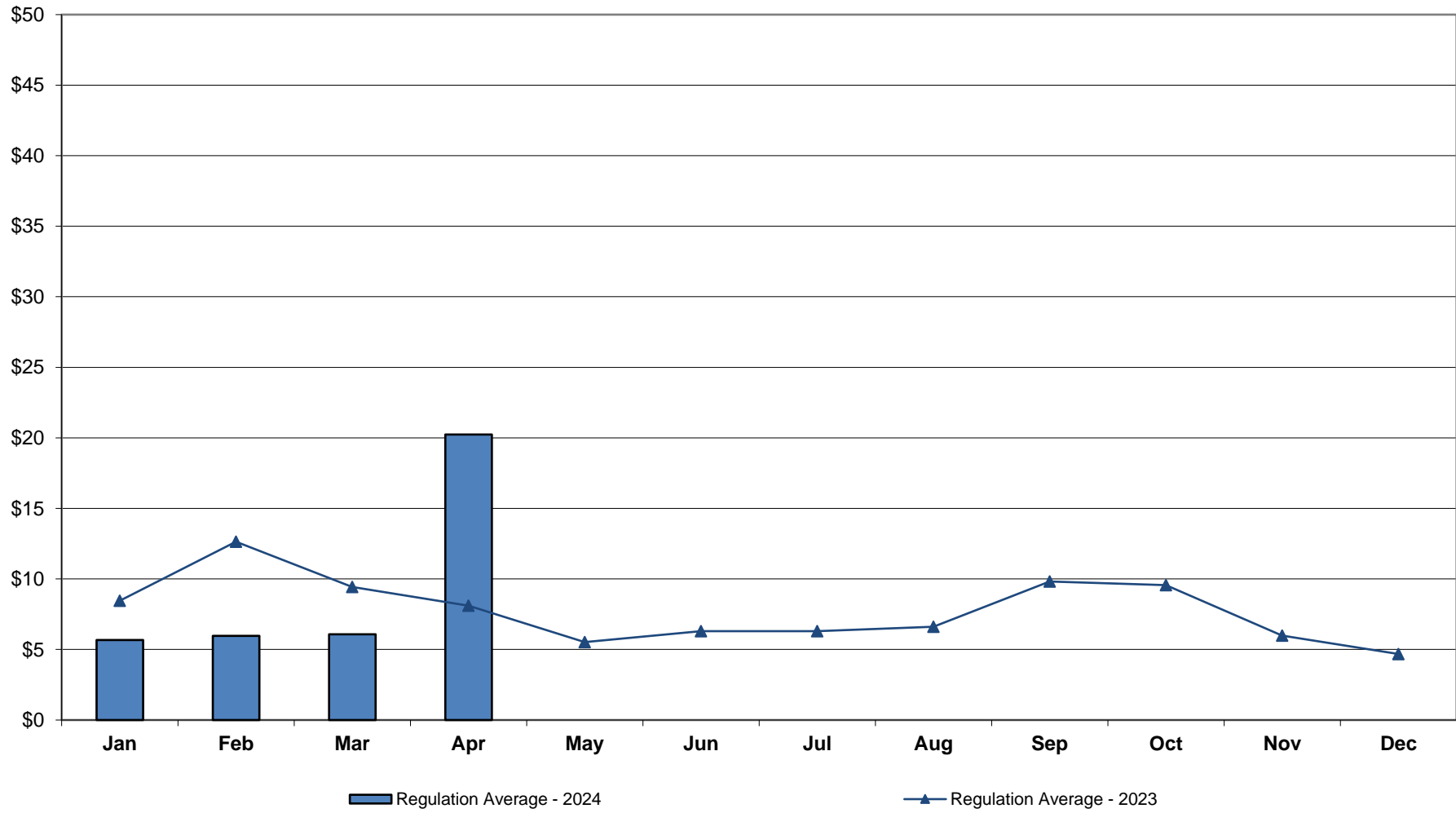
**NYISO Monthly Average Ancillary Service Prices  
Real Time Market - 10 Min Non-Synch 2023 - 2024**



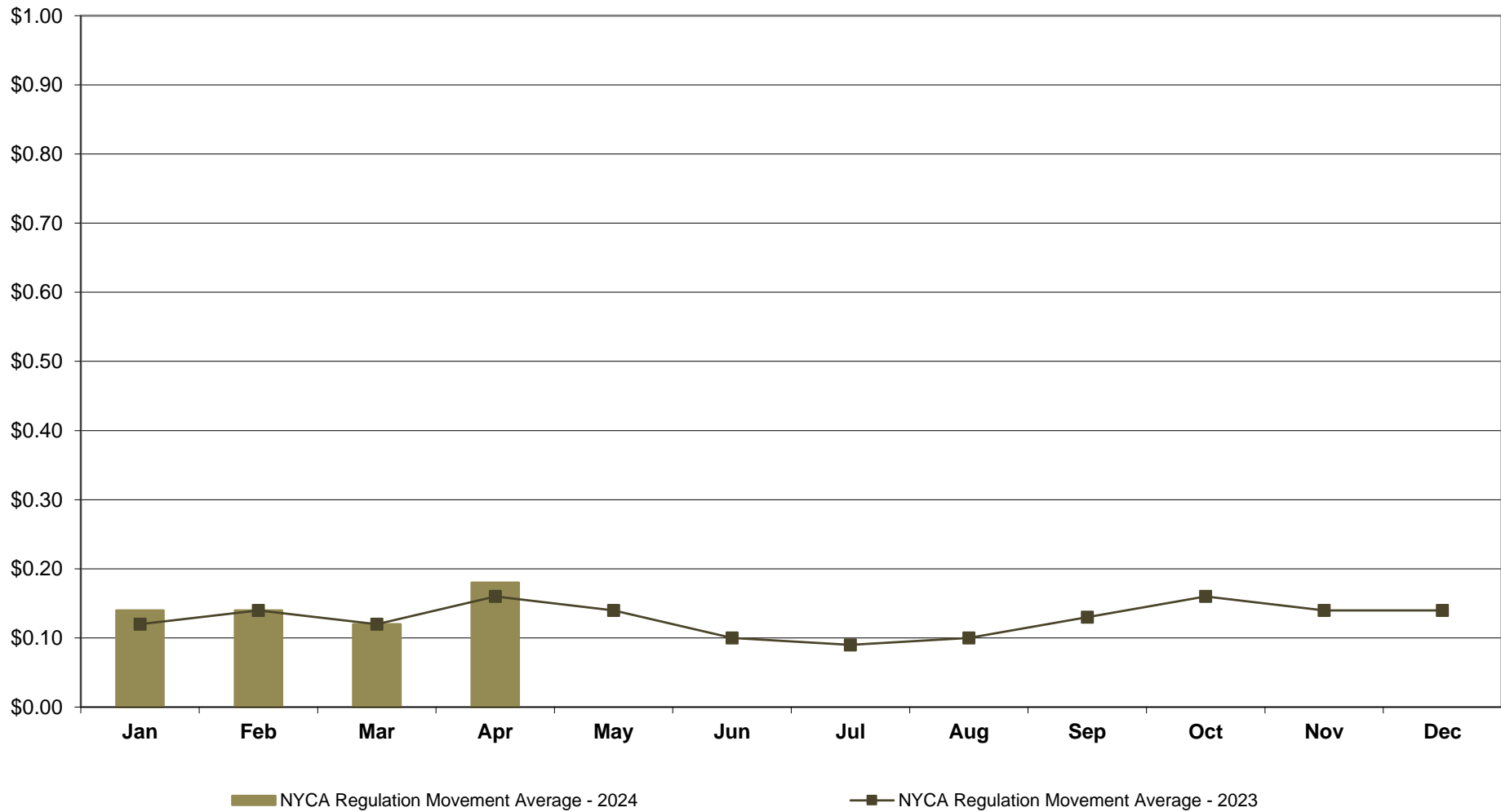
**NYISO Monthly Average Ancillary Service Prices  
Real Time Market - 30 Min Op Res 2023 - 2024**



**NYISO Monthly Average Ancillary Service Prices  
Real Time Market - Regulation 2023 - 2024**



### NYISO Monthly Average Ancillary Service Prices Real Time Market - Regulation Movement 2023 - 2024



## NYISO Markets Ancillary Services Statistics - Unweighted Price (\$/MWH) - DAM

| <u>2024</u>                      | <u>January</u>        | <u>February</u>        | <u>March</u>        | <u>April</u>        | <u>May</u>        | <u>June</u>        | <u>July</u>        | <u>August</u>        | <u>September</u>        | <u>October</u>        | <u>November</u>        | <u>December</u>        |
|----------------------------------|-----------------------|------------------------|---------------------|---------------------|-------------------|--------------------|--------------------|----------------------|-------------------------|-----------------------|------------------------|------------------------|
| <b><u>Day Ahead Market</u></b>   |                       |                        |                     |                     |                   |                    |                    |                      |                         |                       |                        |                        |
| 10 Min Spin Long Island (K)      | 6.79                  | 4.69                   | 4.57                | 6.14                |                   |                    |                    |                      |                         |                       |                        |                        |
| 10 Min Spin NYC (J)              | 7.68                  | 4.78                   | 4.58                | 6.26                |                   |                    |                    |                      |                         |                       |                        |                        |
| 10 Min Spin SENY (GHI)           | 6.79                  | 4.69                   | 4.57                | 6.14                |                   |                    |                    |                      |                         |                       |                        |                        |
| 10 Min Spin East (F)             | 6.73                  | 4.65                   | 4.56                | 6.08                |                   |                    |                    |                      |                         |                       |                        |                        |
| 10 Min Spin West (ABCDE)         | 5.46                  | 3.63                   | 3.55                | 3.62                |                   |                    |                    |                      |                         |                       |                        |                        |
| 10 Min Non Synch Long Island (K) | 6.32                  | 4.07                   | 3.82                | 4.84                |                   |                    |                    |                      |                         |                       |                        |                        |
| 10 Min Non Synch NYC (J)         | 7.21                  | 4.16                   | 3.84                | 4.96                |                   |                    |                    |                      |                         |                       |                        |                        |
| 10 Min Non Synch SENY (GHI)      | 6.32                  | 4.07                   | 3.82                | 4.84                |                   |                    |                    |                      |                         |                       |                        |                        |
| 10 Min Non Synch East (F)        | 6.26                  | 4.03                   | 3.81                | 4.79                |                   |                    |                    |                      |                         |                       |                        |                        |
| 10 Min Non Synch West (ABCDE)    | 5.30                  | 3.62                   | 3.55                | 3.62                |                   |                    |                    |                      |                         |                       |                        |                        |
| 30 Min Long Island (K)           | 5.32                  | 3.67                   | 3.56                | 3.67                |                   |                    |                    |                      |                         |                       |                        |                        |
| 30 Min NYC (J)                   | 5.46                  | 3.71                   | 3.57                | 3.71                |                   |                    |                    |                      |                         |                       |                        |                        |
| 30 Min SENY (GHI)                | 5.32                  | 3.67                   | 3.56                | 3.67                |                   |                    |                    |                      |                         |                       |                        |                        |
| 30 Min East (F)                  | 5.26                  | 3.62                   | 3.55                | 3.62                |                   |                    |                    |                      |                         |                       |                        |                        |
| 30 Min West (ABCDE)              | 5.26                  | 3.62                   | 3.55                | 3.62                |                   |                    |                    |                      |                         |                       |                        |                        |
| Regulation                       | 9.10                  | 6.21                   | 6.31                | 7.21                |                   |                    |                    |                      |                         |                       |                        |                        |
| <b><u>2023</u></b>               | <b><u>January</u></b> | <b><u>February</u></b> | <b><u>March</u></b> | <b><u>April</u></b> | <b><u>May</u></b> | <b><u>June</u></b> | <b><u>July</u></b> | <b><u>August</u></b> | <b><u>September</u></b> | <b><u>October</u></b> | <b><u>November</u></b> | <b><u>December</u></b> |
| <b><u>Day Ahead Market</u></b>   |                       |                        |                     |                     |                   |                    |                    |                      |                         |                       |                        |                        |
| 10 Min Spin Long Island (K)      | 6.60                  | 8.46                   | 7.31                | 7.07                | 5.74              | 5.29               | 6.56               | 4.89                 | 4.74                    | 5.75                  | 5.30                   | 4.81                   |
| 10 Min Spin NYC (J)              | 6.63                  | 8.68                   | 7.38                | 7.20                | 5.81              | 6.37               | 9.18               | 5.68                 | 5.31                    | 6.98                  | 6.36                   | 5.21                   |
| 10 Min Spin SENY (GHI)           | 6.60                  | 8.46                   | 7.31                | 7.07                | 5.74              | 5.29               | 6.56               | 4.89                 | 4.74                    | 5.75                  | 5.30                   | 4.81                   |
| 10 Min Spin East (F)             | 6.56                  | 8.06                   | 7.07                | 6.73                | 5.30              | 4.87               | 6.25               | 4.70                 | 4.72                    | 5.62                  | 5.16                   | 4.71                   |
| 10 Min Spin West (ABCDE)         | 5.41                  | 6.73                   | 4.45                | 4.67                | 4.29              | 4.27               | 5.34               | 3.87                 | 3.99                    | 4.04                  | 3.83                   | 3.75                   |
| 10 Min Non Synch Long Island (K) | 5.16                  | 6.22                   | 4.72                | 5.02                | 4.97              | 4.71               | 6.40               | 4.24                 | 4.38                    | 5.11                  | 4.64                   | 4.46                   |
| 10 Min Non Synch NYC (J)         | 5.18                  | 6.44                   | 4.79                | 5.15                | 5.04              | 5.79               | 9.03               | 5.03                 | 4.96                    | 6.35                  | 5.70                   | 4.87                   |
| 10 Min Non Synch SENY (GHI)      | 5.16                  | 6.22                   | 4.72                | 5.02                | 4.97              | 4.71               | 6.40               | 4.24                 | 4.38                    | 5.11                  | 4.64                   | 4.46                   |
| 10 Min Non Synch East (F)        | 5.12                  | 5.82                   | 4.48                | 4.68                | 4.52              | 4.28               | 6.10               | 4.06                 | 4.36                    | 4.99                  | 4.49                   | 4.37                   |
| 10 Min Non Synch West (ABCDE)    | 5.11                  | 5.62                   | 4.42                | 4.49                | 4.16              | 4.09               | 5.30               | 3.71                 | 3.89                    | 3.93                  | 3.76                   | 3.75                   |
| 30 Min Long Island (K)           | 5.15                  | 6.02                   | 4.65                | 4.83                | 4.61              | 4.51               | 5.59               | 3.90                 | 3.91                    | 4.05                  | 3.90                   | 3.85                   |
| 30 Min NYC (J)                   | 5.15                  | 6.14                   | 4.70                | 4.95                | 4.61              | 4.59               | 6.70               | 3.91                 | 4.11                    | 4.11                  | 4.03                   | 3.93                   |
| 30 Min SENY (GHI)                | 5.15                  | 6.02                   | 4.65                | 4.83                | 4.61              | 4.51               | 5.59               | 3.90                 | 3.91                    | 4.05                  | 3.90                   | 3.85                   |
| 30 Min East (F)                  | 5.11                  | 5.62                   | 4.42                | 4.49                | 4.16              | 4.09               | 5.28               | 3.71                 | 3.89                    | 3.93                  | 3.76                   | 3.75                   |
| 30 Min West (ABCDE)              | 5.11                  | 5.62                   | 4.42                | 4.49                | 4.16              | 4.09               | 5.28               | 3.71                 | 3.89                    | 3.93                  | 3.76                   | 3.75                   |
| Regulation                       | 7.82                  | 11.71                  | 9.65                | 9.88                | 7.36              | 6.37               | 8.66               | 6.79                 | 7.24                    | 9.80                  | 6.99                   | 6.10                   |

## NYISO Markets Ancillary Services Statistics - Unweighted Price (\$/MWH) - RTC

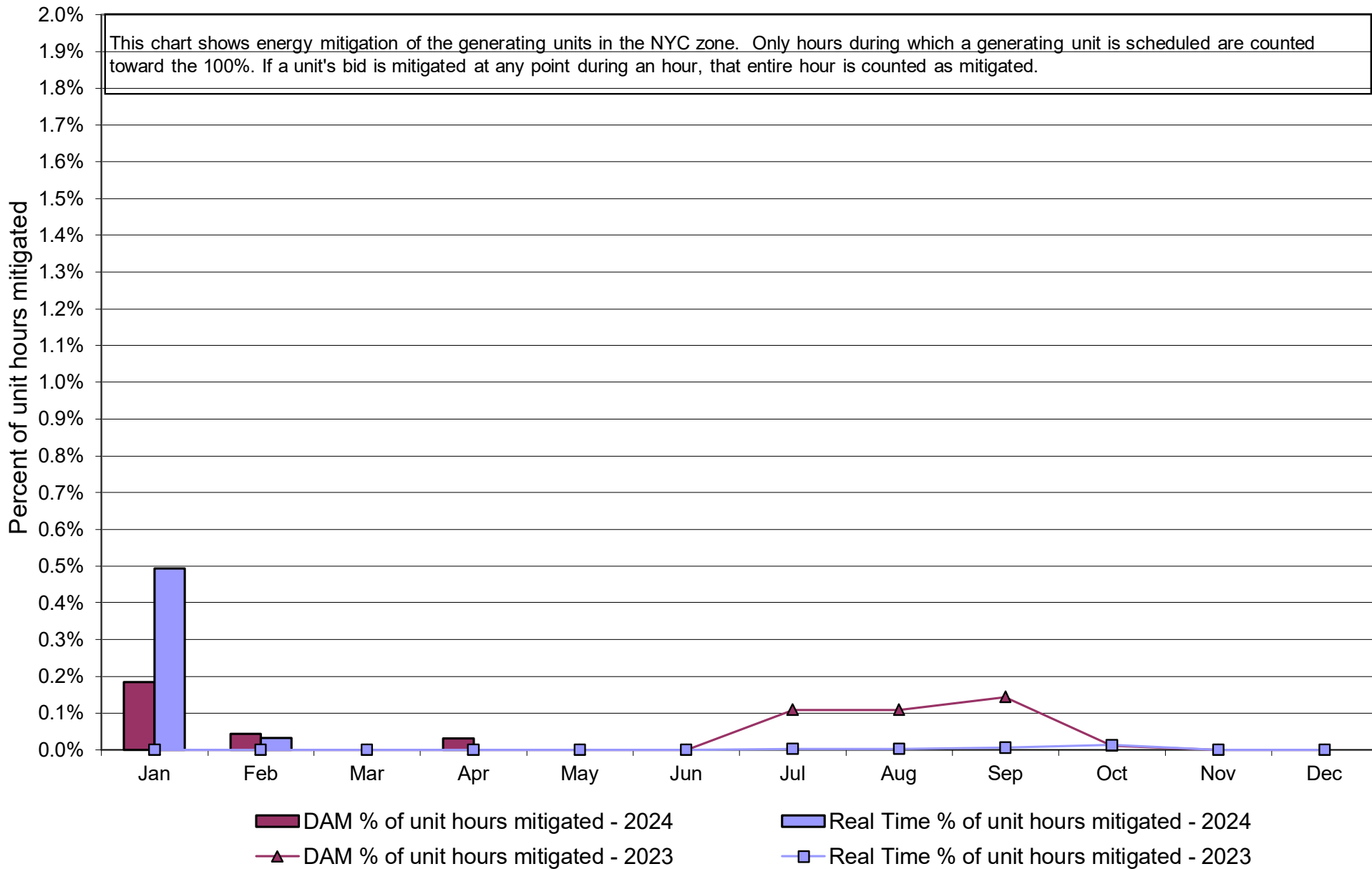
| <u>2024</u>                      | <u>January</u> | <u>February</u> | <u>March</u> | <u>April</u> | <u>May</u> | <u>June</u> | <u>July</u> | <u>August</u> | <u>September</u> | <u>October</u> | <u>November</u> | <u>December</u> |
|----------------------------------|----------------|-----------------|--------------|--------------|------------|-------------|-------------|---------------|------------------|----------------|-----------------|-----------------|
| <b>RTC Market</b>                |                |                 |              |              |            |             |             |               |                  |                |                 |                 |
| 10 Min Spin Long Island (K)      | 0.88           | 0.75            | 0.54         | 1.97         |            |             |             |               |                  |                |                 |                 |
| 10 Min Spin NYC (J)              | 1.14           | 1.03            | 0.81         | 2.18         |            |             |             |               |                  |                |                 |                 |
| 10 Min Spin SENY (GHI)           | 0.88           | 0.75            | 0.54         | 1.97         |            |             |             |               |                  |                |                 |                 |
| 10 Min Spin East (F)             | 0.64           | 0.73            | 0.50         | 1.89         |            |             |             |               |                  |                |                 |                 |
| 10 Min Spin West (ABCDE)         | 0.21           | 0.03            | 0.06         | 0.02         |            |             |             |               |                  |                |                 |                 |
| 10 Min Non Synch Long Island (K) | 0.30           | 0.13            | 0.18         | 0.70         |            |             |             |               |                  |                |                 |                 |
| 10 Min Non Synch NYC (J)         | 0.57           | 0.41            | 0.45         | 0.91         |            |             |             |               |                  |                |                 |                 |
| 10 Min Non Synch SENY (GHI)      | 0.30           | 0.13            | 0.18         | 0.70         |            |             |             |               |                  |                |                 |                 |
| 10 Min Non Synch East (F)        | 0.06           | 0.11            | 0.14         | 0.62         |            |             |             |               |                  |                |                 |                 |
| 10 Min Non Synch West (ABCDE)    | 0.03           | 0.03            | 0.06         | 0.02         |            |             |             |               |                  |                |                 |                 |
| 30 Min Long Island (K)           | 0.27           | 0.05            | 0.10         | 0.10         |            |             |             |               |                  |                |                 |                 |
| 30 Min NYC (J)                   | 0.27           | 0.05            | 0.10         | 0.10         |            |             |             |               |                  |                |                 |                 |
| 30 Min SENY (GHI)                | 0.27           | 0.05            | 0.10         | 0.10         |            |             |             |               |                  |                |                 |                 |
| 30 Min East (F)                  | 0.03           | 0.03            | 0.06         | 0.02         |            |             |             |               |                  |                |                 |                 |
| 30 Min West (ABCDE)              | 0.03           | 0.03            | 0.06         | 0.02         |            |             |             |               |                  |                |                 |                 |
| Regulation                       | 5.22           | 4.91            | 5.00         | 27.81        |            |             |             |               |                  |                |                 |                 |
| NYCA Regulation Movement         | 0.14           | 0.14            | 0.13         | 0.19         |            |             |             |               |                  |                |                 |                 |
| <br>                             |                |                 |              |              |            |             |             |               |                  |                |                 |                 |
| <u>2023</u>                      | <u>January</u> | <u>February</u> | <u>March</u> | <u>April</u> | <u>May</u> | <u>June</u> | <u>July</u> | <u>August</u> | <u>September</u> | <u>October</u> | <u>November</u> | <u>December</u> |
| <b>RTC Market</b>                |                |                 |              |              |            |             |             |               |                  |                |                 |                 |
| 10 Min Spin Long Island (K)      | 2.22           | 2.19            | 1.79         | 2.55         | 0.95       | 1.66        | 2.80        | 1.29          | 5.62             | 1.25           | 1.86            | 0.39            |
| 10 Min Spin NYC (J)              | 2.26           | 2.21            | 1.83         | 2.84         | 1.07       | 2.60        | 4.96        | 2.35          | 7.68             | 3.21           | 2.45            | 0.54            |
| 10 Min Spin SENY (GHI)           | 2.22           | 2.19            | 1.79         | 2.55         | 0.95       | 1.66        | 2.80        | 1.29          | 5.62             | 1.25           | 1.86            | 0.39            |
| 10 Min Spin East (F)             | 2.21           | 2.15            | 1.67         | 2.23         | 0.82       | 0.96        | 2.00        | 0.47          | 4.91             | 1.10           | 1.45            | 0.38            |
| 10 Min Spin West (ABCDE)         | 1.57           | 0.56            | 0.30         | 0.67         | 0.17       | 0.36        | 1.75        | 0.08          | 3.46             | 0.34           | 0.27            | 0.00            |
| 10 Min Non Synch Long Island (K) | 0.86           | 0.26            | 0.14         | 0.65         | 0.27       | 1.07        | 2.63        | 0.97          | 5.33             | 0.74           | 1.16            | 0.03            |
| 10 Min Non Synch NYC (J)         | 0.89           | 0.27            | 0.18         | 0.95         | 0.39       | 2.01        | 4.79        | 2.03          | 7.39             | 2.70           | 1.75            | 0.18            |
| 10 Min Non Synch SENY (GHI)      | 0.86           | 0.26            | 0.14         | 0.65         | 0.27       | 1.07        | 2.63        | 0.97          | 5.33             | 0.74           | 1.16            | 0.03            |
| 10 Min Non Synch East (F)        | 0.85           | 0.22            | 0.02         | 0.34         | 0.14       | 0.37        | 1.83        | 0.15          | 4.62             | 0.59           | 0.75            | 0.02            |
| 10 Min Non Synch West (ABCDE)    | 0.54           | 0.05            | 0.00         | 0.29         | 0.08       | 0.30        | 1.69        | 0.04          | 3.44             | 0.28           | 0.23            | 0.00            |
| 30 Min Long Island (K)           | 0.16           | 0.10            | 0.13         | 0.61         | 0.21       | 1.00        | 2.48        | 0.86          | 4.15             | 0.42           | 0.64            | 0.01            |
| 30 Min NYC (J)                   | 0.16           | 0.10            | 0.15         | 0.68         | 0.22       | 1.00        | 3.16        | 0.86          | 5.14             | 0.46           | 0.66            | 0.01            |
| 30 Min SENY (GHI)                | 0.16           | 0.10            | 0.13         | 0.61         | 0.21       | 1.00        | 2.48        | 0.86          | 4.15             | 0.42           | 0.64            | 0.01            |
| 30 Min East (F)                  | 0.14           | 0.05            | 0.00         | 0.29         | 0.08       | 0.30        | 1.69        | 0.04          | 3.44             | 0.28           | 0.23            | 0.00            |
| 30 Min West (ABCDE)              | 0.14           | 0.05            | 0.00         | 0.29         | 0.08       | 0.30        | 1.69        | 0.04          | 3.44             | 0.28           | 0.23            | 0.00            |
| Regulation                       | 7.44           | 10.40           | 8.29         | 7.55         | 4.86       | 6.16        | 6.81        | 5.25          | 9.52             | 12.10          | 5.53            | 4.49            |
| NYCA Regulation Movement         | 0.13           | 0.14            | 0.11         | 0.17         | 0.14       | 0.10        | 0.09        | 0.10          | 0.13             | 0.16           | 0.14            | 0.14            |

## NYISO Markets Ancillary Services Statistics - Unweighted Price (\$/MWH) - RT

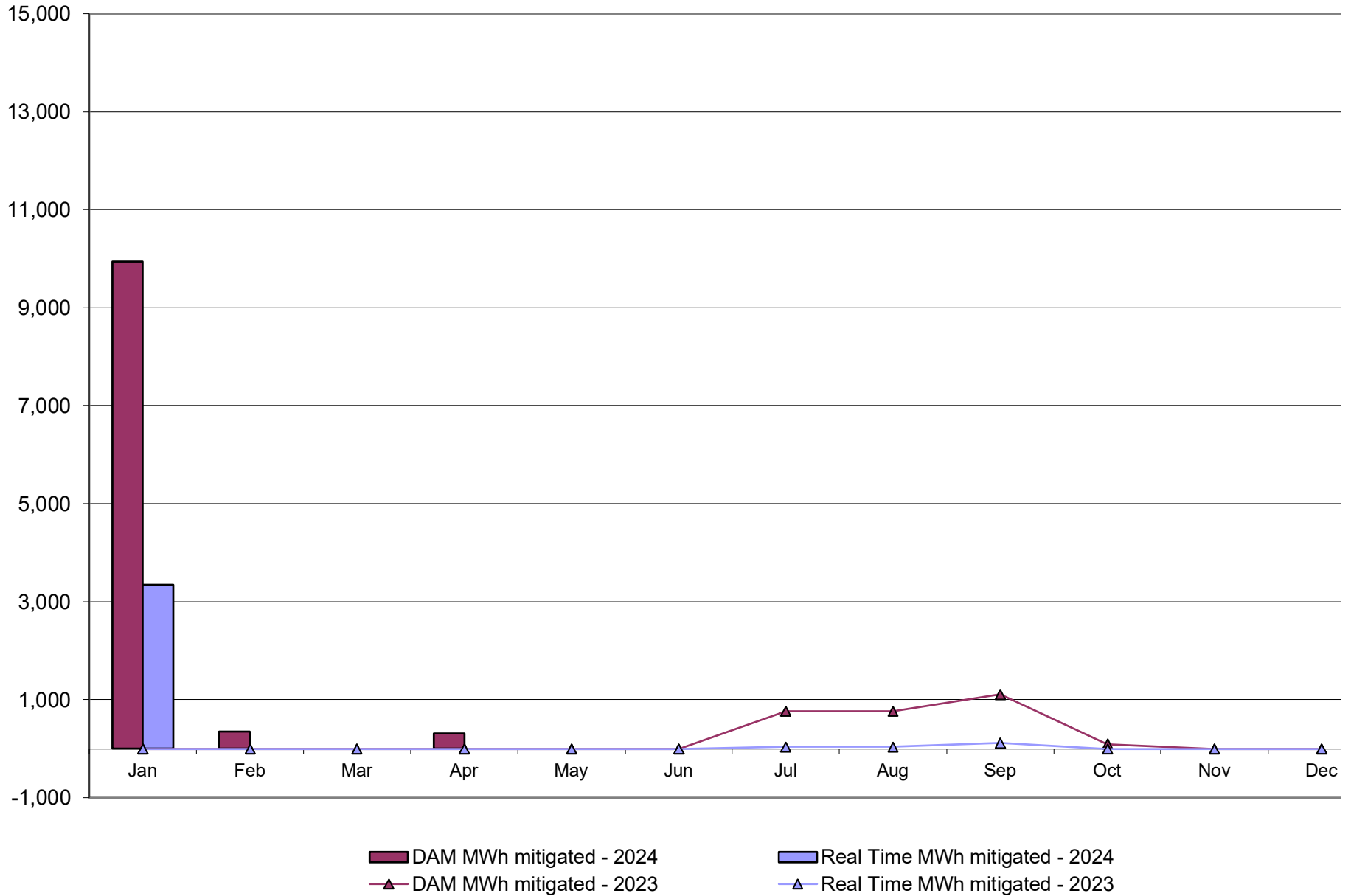
| <u>2024</u>                      | <u>January</u> | <u>February</u> | <u>March</u> | <u>April</u> | <u>May</u> | <u>June</u> | <u>July</u> | <u>August</u> | <u>September</u> | <u>October</u> | <u>November</u> | <u>December</u> |
|----------------------------------|----------------|-----------------|--------------|--------------|------------|-------------|-------------|---------------|------------------|----------------|-----------------|-----------------|
| <b>Real Time Market</b>          |                |                 |              |              |            |             |             |               |                  |                |                 |                 |
| 10 Min Spin Long Island (K)      | 1.27           | 1.75            | 1.47         | 3.56         |            |             |             |               |                  |                |                 |                 |
| 10 Min Spin NYC (J)              | 1.56           | 1.98            | 1.70         | 3.78         |            |             |             |               |                  |                |                 |                 |
| 10 Min Spin SENY (GHI)           | 1.27           | 1.75            | 1.47         | 3.56         |            |             |             |               |                  |                |                 |                 |
| 10 Min Spin East (F)             | 1.06           | 1.73            | 1.44         | 3.46         |            |             |             |               |                  |                |                 |                 |
| 10 Min Spin West (ABCDE)         | 0.50           | 0.63            | 0.70         | 0.90         |            |             |             |               |                  |                |                 |                 |
| 10 Min Non Synch Long Island (K) | 0.29           | 0.24            | 0.29         | 1.83         |            |             |             |               |                  |                |                 |                 |
| 10 Min Non Synch NYC (J)         | 0.59           | 0.48            | 0.53         | 2.06         |            |             |             |               |                  |                |                 |                 |
| 10 Min Non Synch SENY (GHI)      | 0.29           | 0.24            | 0.29         | 1.83         |            |             |             |               |                  |                |                 |                 |
| 10 Min Non Synch East (F)        | 0.08           | 0.23            | 0.27         | 1.73         |            |             |             |               |                  |                |                 |                 |
| 10 Min Non Synch West (ABCDE)    | 0.05           | 0.09            | 0.10         | 0.39         |            |             |             |               |                  |                |                 |                 |
| 30 Min Long Island (K)           | 0.26           | 0.11            | 0.13         | 0.23         |            |             |             |               |                  |                |                 |                 |
| 30 Min NYC (J)                   | 0.26           | 0.11            | 0.13         | 0.23         |            |             |             |               |                  |                |                 |                 |
| 30 Min SENY (GHI)                | 0.26           | 0.11            | 0.13         | 0.23         |            |             |             |               |                  |                |                 |                 |
| 30 Min East (F)                  | 0.05           | 0.09            | 0.10         | 0.13         |            |             |             |               |                  |                |                 |                 |
| 30 Min West (ABCDE)              | 0.05           | 0.09            | 0.10         | 0.13         |            |             |             |               |                  |                |                 |                 |
| Regulation                       | 5.68           | 5.97            | 6.07         | 20.23        |            |             |             |               |                  |                |                 |                 |
| NYCA Regulation Movement         | 0.14           | 0.14            | 0.12         | 0.18         |            |             |             |               |                  |                |                 |                 |
| <b>2023</b>                      | <u>January</u> | <u>February</u> | <u>March</u> | <u>April</u> | <u>May</u> | <u>June</u> | <u>July</u> | <u>August</u> | <u>September</u> | <u>October</u> | <u>November</u> | <u>December</u> |
| <b>Real Time Market</b>          |                |                 |              |              |            |             |             |               |                  |                |                 |                 |
| 10 Min Spin Long Island (K)      | 4.22           | 4.51            | 3.28         | 3.42         | 1.48       | 2.02        | 2.18        | 2.60          | 5.92             | 2.33           | 2.51            | 0.54            |
| 10 Min Spin NYC (J)              | 4.30           | 4.53            | 3.28         | 3.72         | 1.61       | 2.89        | 4.30        | 3.58          | 7.92             | 4.25           | 3.04            | 0.64            |
| 10 Min Spin SENY (GHI)           | 4.22           | 4.51            | 3.28         | 3.42         | 1.48       | 2.02        | 2.18        | 2.60          | 5.92             | 2.33           | 2.51            | 0.54            |
| 10 Min Spin East (F)             | 4.20           | 4.46            | 3.19         | 3.23         | 1.37       | 1.38        | 1.56        | 1.67          | 5.28             | 2.20           | 2.12            | 0.53            |
| 10 Min Spin West (ABCDE)         | 3.10           | 2.24            | 0.97         | 0.89         | 0.36       | 0.38        | 1.26        | 1.24          | 3.39             | 0.77           | 1.13            | 0.16            |
| 10 Min Non Synch Long Island (K) | 1.81           | 0.50            | 0.15         | 0.89         | 0.29       | 1.07        | 1.83        | 1.07          | 5.54             | 1.37           | 0.77            | 0.01            |
| 10 Min Non Synch NYC (J)         | 1.89           | 0.52            | 0.15         | 1.19         | 0.43       | 1.94        | 3.95        | 2.05          | 7.54             | 3.29           | 1.29            | 0.12            |
| 10 Min Non Synch SENY (GHI)      | 1.81           | 0.50            | 0.15         | 0.89         | 0.29       | 1.07        | 1.83        | 1.07          | 5.54             | 1.37           | 0.77            | 0.01            |
| 10 Min Non Synch East (F)        | 1.79           | 0.45            | 0.05         | 0.70         | 0.19       | 0.43        | 1.21        | 0.14          | 4.90             | 1.24           | 0.37            | 0.00            |
| 10 Min Non Synch West (ABCDE)    | 1.15           | 0.01            | 0.00         | 0.21         | 0.05       | 0.14        | 1.02        | 0.07          | 3.35             | 0.27           | 0.15            | 0.00            |
| 30 Min Long Island (K)           | 0.39           | 0.05            | 0.09         | 0.40         | 0.16       | 0.77        | 1.64        | 1.00          | 3.99             | 0.40           | 0.54            | 0.01            |
| 30 Min NYC (J)                   | 0.39           | 0.05            | 0.09         | 0.47         | 0.16       | 0.77        | 2.28        | 1.00          | 4.97             | 0.45           | 0.56            | 0.01            |
| 30 Min SENY (GHI)                | 0.39           | 0.05            | 0.09         | 0.40         | 0.16       | 0.77        | 1.64        | 1.00          | 3.99             | 0.40           | 0.54            | 0.01            |
| 30 Min East (F)                  | 0.36           | 0.01            | 0.00         | 0.21         | 0.05       | 0.14        | 1.02        | 0.07          | 3.35             | 0.27           | 0.15            | 0.00            |
| 30 Min West (ABCDE)              | 0.36           | 0.01            | 0.00         | 0.21         | 0.05       | 0.14        | 1.02        | 0.07          | 3.35             | 0.27           | 0.15            | 0.00            |
| Regulation                       | 8.46           | 12.64           | 9.44         | 8.10         | 5.52       | 6.30        | 6.30        | 6.62          | 9.82             | 9.57           | 5.98            | 4.68            |
| NYCA Regulation Movement         | 0.12           | 0.14            | 0.12         | 0.16         | 0.14       | 0.10        | 0.09        | 0.10          | 0.13             | 0.16           | 0.14            | 0.14            |



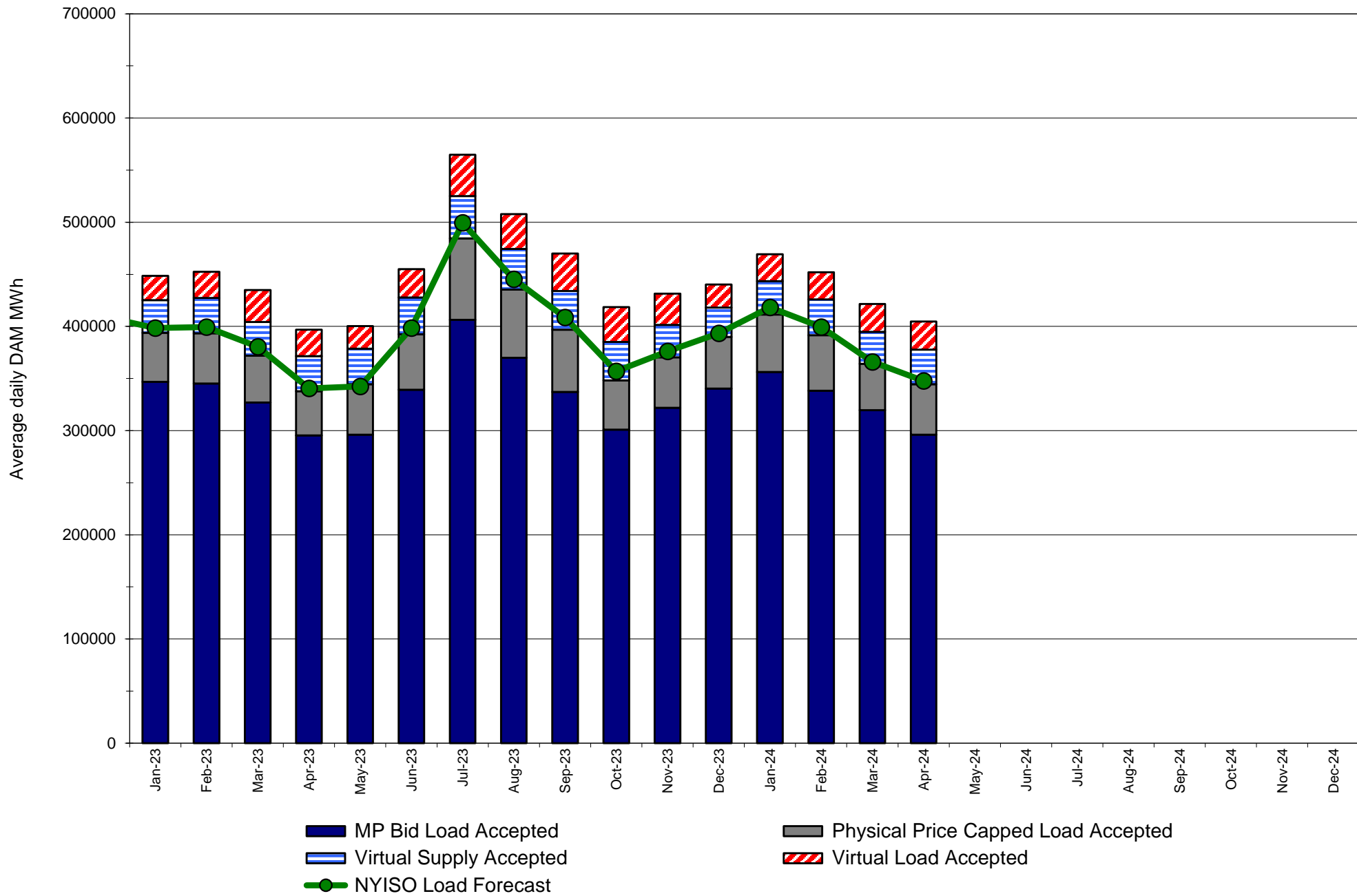
## NYISO In City Energy Mitigation - AMP (NYC Zone) 2023 - 2024 Percentage of committed unit-hours mitigated



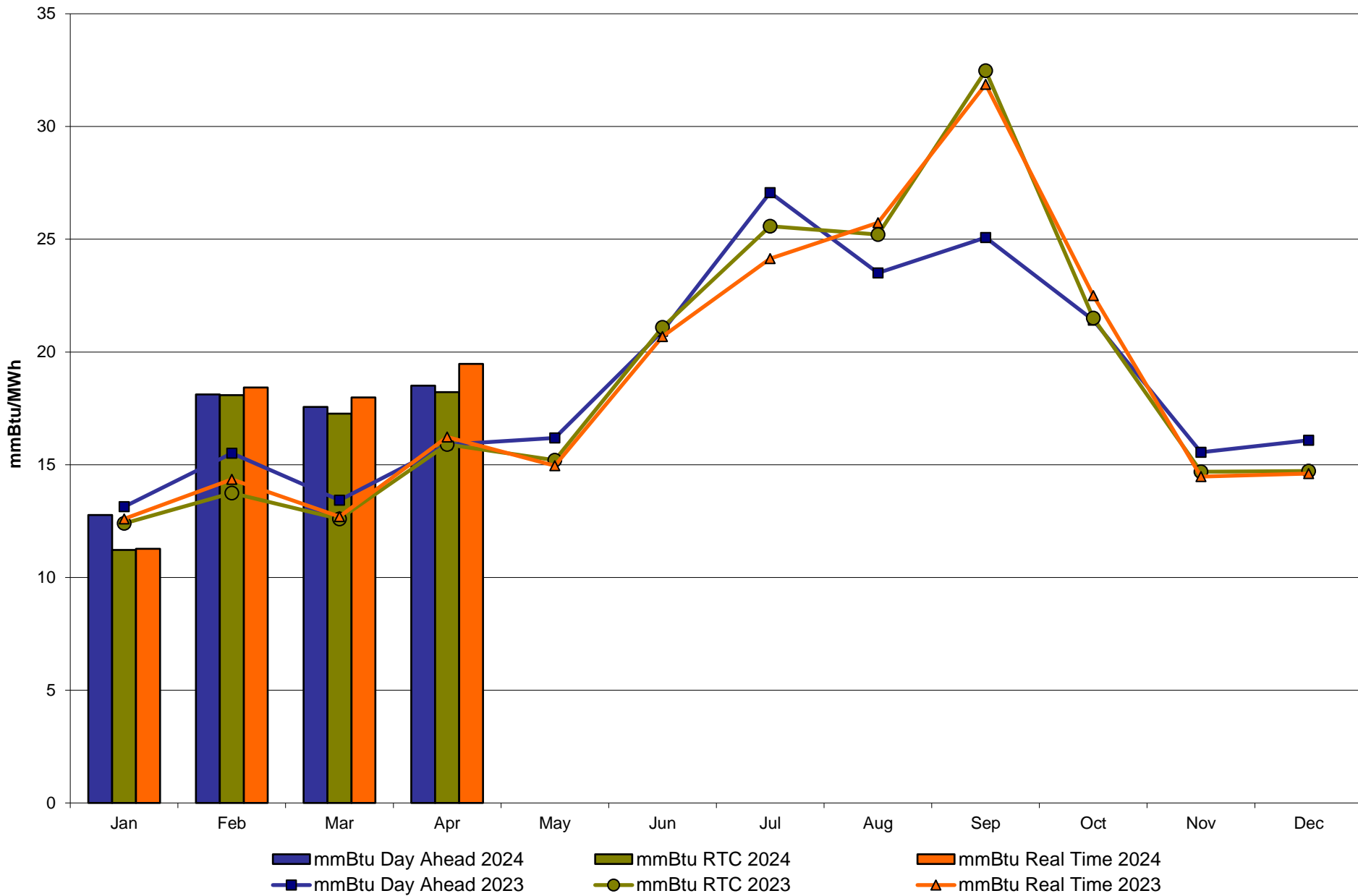
**NYISO In City Energy Mitigation (NYC Zone) 2023 - 2024  
Monthly megawatt hours mitigated**



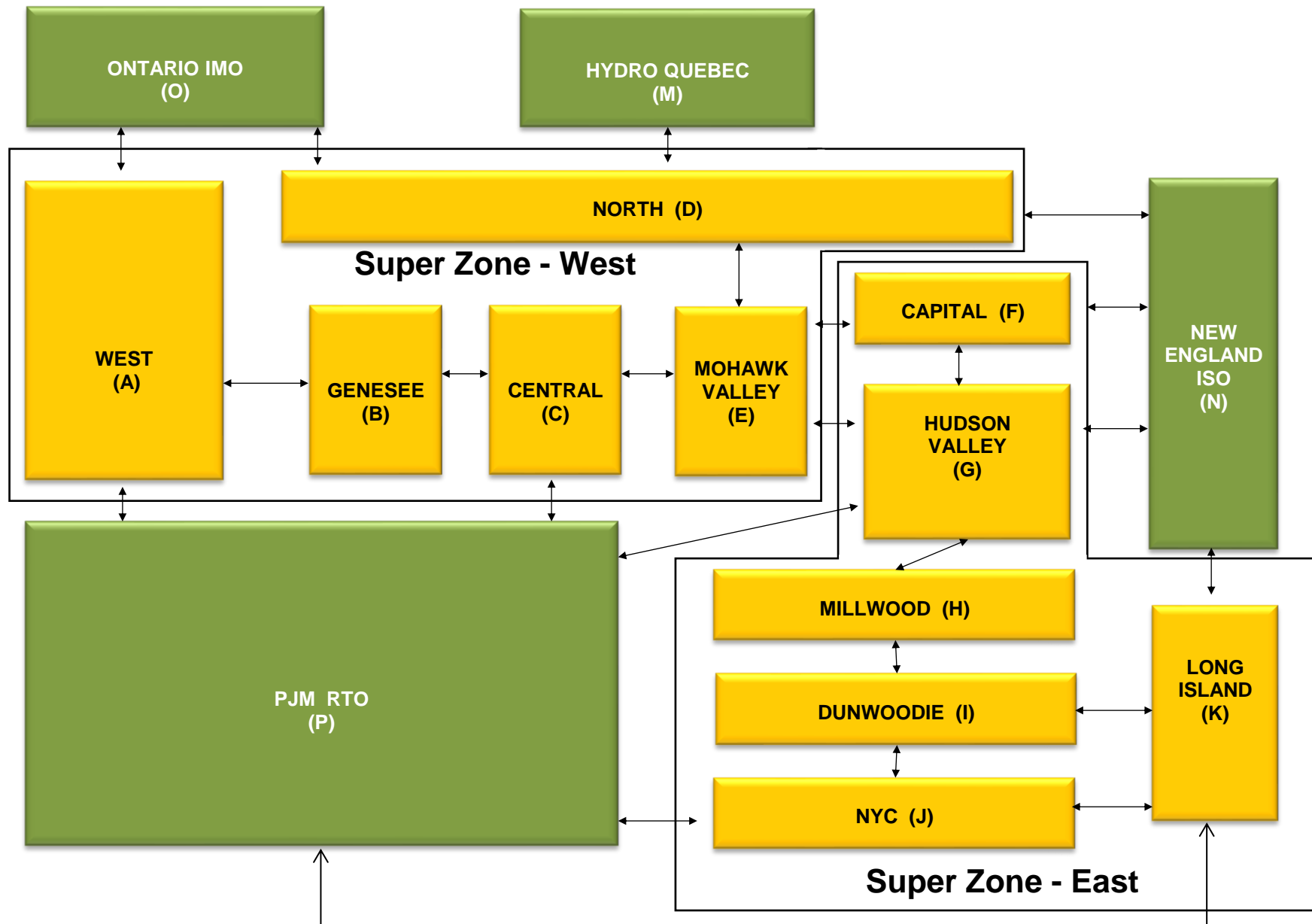
# NYISO Average Daily DAM Load Bid Summary



## Monthly Implied Heat Rate 2023-2024



# NYISO LBMP ZONES



**Billing Codes for Chart C**

| <b>Chart - C Category Name</b>            | <b>Billing Code</b> | <b>Billing Category Name</b>   |
|---|---------------------|--|
| Bid Production Cost Guarantee Balancing   | 81203               | Balancing NYISO Bid Production Cost Guarantee - Internal Units                     |
| Bid Production Cost Guarantee Balancing   | 81204               | Balancing NYISO Bid Production Cost Guarantee - External Units                     |
| Bid Production Cost Guarantee Balancing   | 81205               | Balancing NYISO Bid Production Cost Guarantee Expenditure due to Curtailed Imports |
| Bid Production Cost Guarantee Balancing   | 81208               | Balancing NYISO Bid Production Cost Guarantee - Internal Units                     |
| Bid Production Cost Guarantee Balancing   | 81209               | Balancing NYISO Bid Production Cost Guarantee - External Units                     |
| Bid Production Cost Guarantee Balancing   | 81213               | Balancing NYISO Bid Production Cost Guarantee Expenditure due to Curtailed Imports |
| Bid Production Cost Guarantee DAM         | 81201               | DAM NYISO Bid Production Cost Guarantee - Internal Units                           |
| Bid Production Cost Guarantee DAM         | 84001               | EDRP/SCR Demand Response - Local   |
| Bid Production Cost Guarantee DAM         | 84101               | EDRP/SCR Demand Response - NYISO Wide  |
| Bid Production Cost Guarantee DAM         | 81401               | DAM Price Responsive Load Program  |
| Bid Production Cost Guarantee DAM         | 81202               | DAM NYISO Bid Production Cost Guarantee - External Units                           |
| Bid Production Cost Guarantee DAM         | 81206               | DAM NYISO Bid Production Cost Guarantee - Internal Units                           |
| Bid Production Cost Guarantee DAM         | 81207               | DAM NYISO Bid Production Cost Guarantee - External Units                           |
| Bid Production Cost Guarantee DAM Virtual | 81501               | DAM Virtual Bid Production Cost Guarantee  |
| DAM Contract Balancing                    | 81315               | DAM Contract Balancing   |
| DAM Contract Balancing                    | 81317               | DAM Contract Balancing   |
| Local Reliability Balancing               | 81002               | Balancing Local Reliability Bid Production Cost Guarantee                          |
| Local Reliability Balancing               | 83901               | Margin Restoration (MOB) Revenue   |
| Local Reliability DAM                     | 81001               | DAM Local Reliability Bid Production Cost Guarantee                                |
| NYISO Cost of Operations                  | 80901               | NYISO Cost Of Operations   |
| NYISO Cost of Operations                  | 80902               | NYISO Cost Of Operations   |
| NYISO Cost of Operations                  | 83501               | NYISO Cost Of Operations   |
| NYISO Cost of Operations                  | 83502               | NYISO Cost Of Operations   |
| Residuals Balancing                       | 81302               | Balancing Market Energy Residual   |
| Residuals Balancing                       | 81304               | Balancing Market Loss Residual   |
| Residuals Balancing                       | 81305               | Balancing Market Congestion Balancing  |
| Residuals Balancing                       | 81306               | Emergency Energy Purchases   |
| Residuals Balancing                       | 81307               | Emergency Energy Sales   |
| Residuals Balancing                       | 81309               | Balancing Market Energy Residual   |
| Residuals Balancing                       | 81311               | Balancing Market Loss Residual   |
| Residuals Balancing                       | 81312               | Balancing Market Congestion Balancing  |
| Residuals Balancing                       | 81313               | Emergency Energy Purchases   |
| Residuals Balancing                       | 81314               | Emergency Energy Sales   |
| Residuals DAM                             | 81301               | Day Ahead Market Energy Residual   |
| Residuals DAM                             | 81303               | Day Ahead Market Loss Residual   |
| Residuals DAM                             | 81308               | Day Ahead Market Energy Residual   |
| Residuals DAM                             | 81310               | Day Ahead Market Loss Residual   |

# Our Mission & Vision



## Mission

Ensure power system reliability and competitive markets for New York in a clean energy future



## Vision

Working together with stakeholders to build the cleanest, most reliable electric system in the nation